



Minnesota

The Midwestern Higher Education Compact brings together leaders from 12 Midwestern states to strengthen postsecondary education and promote regional economic vitality.



MHEC leverages the knowledge and expertise of postsecondary leaders to generate collaborative solutions to challenges in higher education.

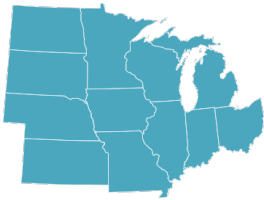


MHEC's contracts and programs save colleges, universities, and students in its member states valuable time and millions of dollars annually.



MHEC research and policy initiatives support workforce readiness and improve the quality, accessibility, and affordability of postsecondary education.

About the Compact



MHEC was established in the early 1990s through the enactment of legislation recommended by the Midwestern Legislative Conference of The Council of State Governments. MHEC is funded by member state commitments, program income, and foundation grants. Member states are Illinois, Indiana, Iowa, Kansas, Michigan, Minnesota, Missouri, Nebraska, North Dakota, Ohio, South Dakota, and Wisconsin. Minnesota enacted authorizing legislation in 1990 to join MHEC.

Minnesota Commissioners + Alternates



Omar Fateh
Minnesota
Legislature



Jessica Hanson
Minnesota
Legislature



Dennis Olson
Minnesota
Office of Higher
Education



Scott Olson
Minnesota
State



Vacancy
Governor's
appointee



Paul Cerkvenik
Minnesota
Private College
Council
alternate

How MHEC Benefits Minnesota

Minnesota received a 120-fold return on its MHEC membership commitment of \$115,000 in 2024-2025.

Midwestern-State Authorization Reciprocity Agreement (M-SARA) for distance education savings	\$11,356,266
Technology savings	\$2,453,460
Capacity building support (state grants, convenings, scholarships and travel grants)	\$19,816
TOTAL	\$13,829,542

New Upcoming Savings & Financial Opportunities

Each member state is eligible for a Strategic Impact and Innovation Grant of up to \$250,000 over two years from MHEC to advance innovative ideas and solutions in higher education.

Additional Savings for Minnesota Students & Families

The Midwest Student Exchange Program (MSEP) has helped students and families save millions of dollars by making it more affordable for non-resident students to attend out-of-state colleges and universities. This program is currently being reviewed in response to changes in tuition reciprocity practices across the region.



Minnesota Engagement with MHEC Policy Initiatives & Capacity-Building Opportunities

Open Educational Resources (OER)	MHEC provided a \$5,000 grant to the University of Minnesota to support the Open & Affordable Practices OER Pathfinder Program, and support for under-resourced postsecondary and K-12 schools to launch sustainable OER initiatives.
Dual Enrollment	Several Minnesota higher education leaders participated in MHEC's July State Policy Workshop to advance dual enrollment efforts in the state. MHEC also is supporting work associated with the College High School Alliance and MN P-20 Partnership project to increase dual enrollment access for rural students.
Access & Affordability	Leaders from many Minnesota state agencies, colleges and universities, philanthropy, and nonprofit sector attended MHEC's FAFSA Summit and other webinars to address issues and opportunities related to college access and affordability.
Technologies Community	Minnesota has strong engagement in MHEC's Technologies Community. Dr. Kim Lynch from Minnesota State serves on the Technologies Executive Committee and several members participate and provide leadership to the group's annual conference.

Research Requests

MHEC's policy and research team provided detailed reports in response to requests from Minnesota higher education leaders and legislators on topics including:

- Reducing practicum barriers to mental health licensure
- Full-time enrollment
- Out-migration of college students
- State support for college access and success initiatives

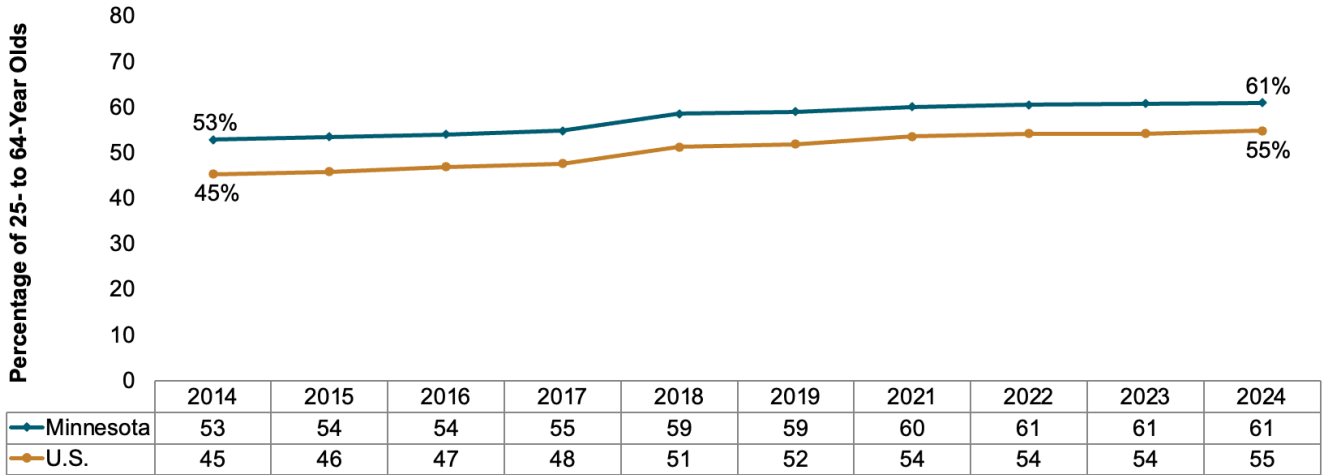
MHEC also provided a State Performance Update and interactive dashboards that included numerous indicators for higher education in Minnesota. Explore analytics at <https://mhec.org/what-we-do/policy-research/mhec-interactive-dashboard>.



Key Indicators for Higher Education in Minnesota

ATTAINMENT: Minnesota has remained consistently higher than the nation in attainment. About 61% of Minnesotans have a postsecondary certificate or higher, compared to 55% nationally.

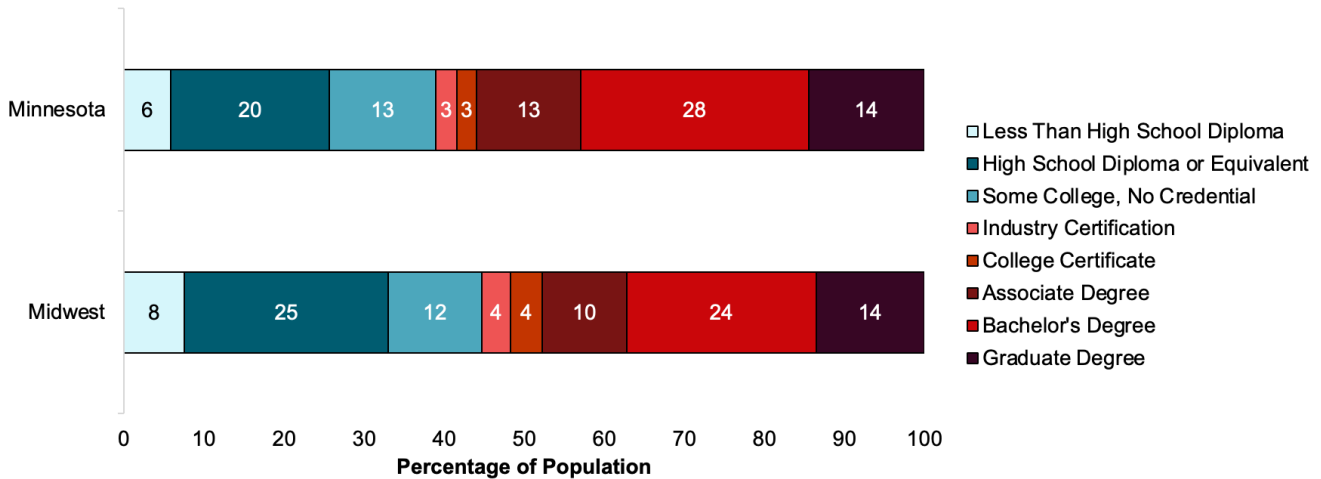
Percentage of 25- to 64-Year-Olds in Minnesota Who Have Attained a Postsecondary Credential



Source. Lumina Foundation. (2026). *A Stronger Nation*. Note. The attainment estimates include postsecondary certificates. Since 2018, the attainment estimate includes industry-recognized certifications. 2020 estimates are not available due to sampling problems that occurred during the 2020 administration of the American Community Survey. Lumina’s methodology for short-term non-degree credentials includes only certificates and certifications that meet its value threshold of earning at least 15% above the national median annual wages of a high school graduate. The reported share of adults whose highest credential is a certificate or certification may thus be underestimated. Registered apprenticeship completion certificates outside of a postsecondary institution are not captured in Lumina’s attainment measure. Explore more on the [MHEC Interactive Dashboard](#).

ATTAINMENT: Minnesota residents have attained various types of postsecondary credentials, ranging from industry certifications and college certificates to bachelor’s and graduate degrees; 39% of residents do not have a credential beyond high school.

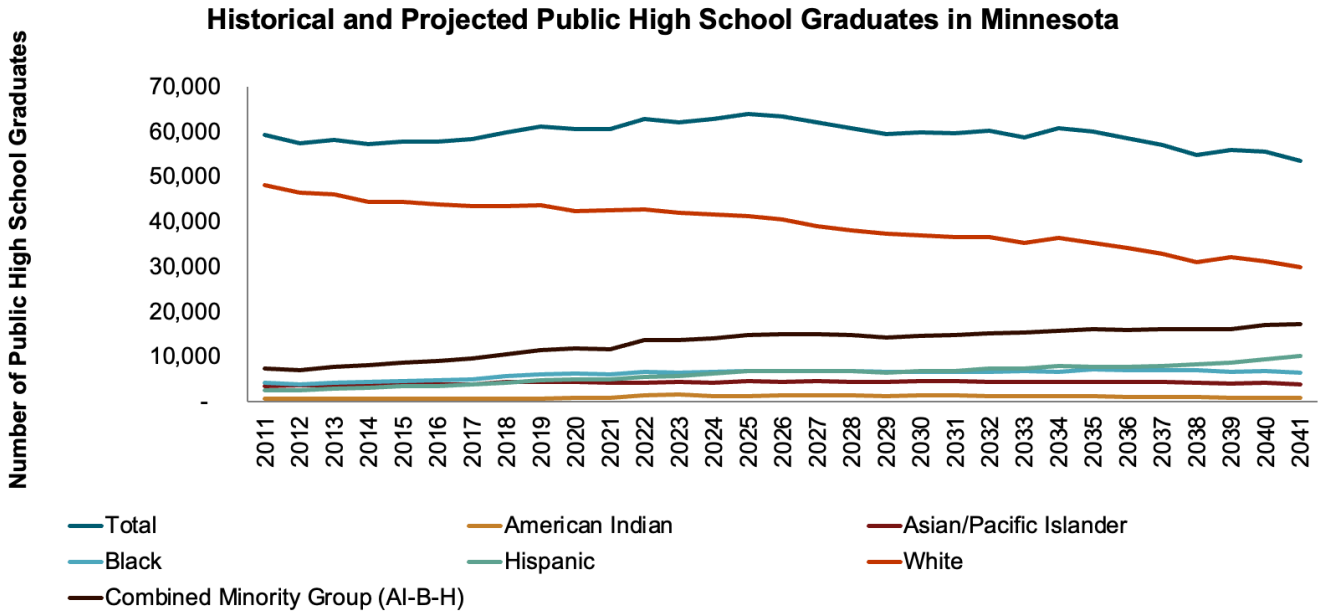
Educational Attainment Distribution of Minnesota Residents Ages 25-64, 2024



Source. Lumina Foundation. (2026). *A Stronger Nation*. Note. Lumina’s methodology for short-term non-degree credentials includes only certificates and certifications that meet its value threshold of earning at least 15% above the national median annual wages of a high school graduate. The reported share of adults whose highest credential is a certificate or certification may thus be underestimated. Registered apprenticeship completion certificates outside of a postsecondary institution are not captured in Lumina’s attainment measure. Explore more on the [MHEC Interactive Dashboard](#).

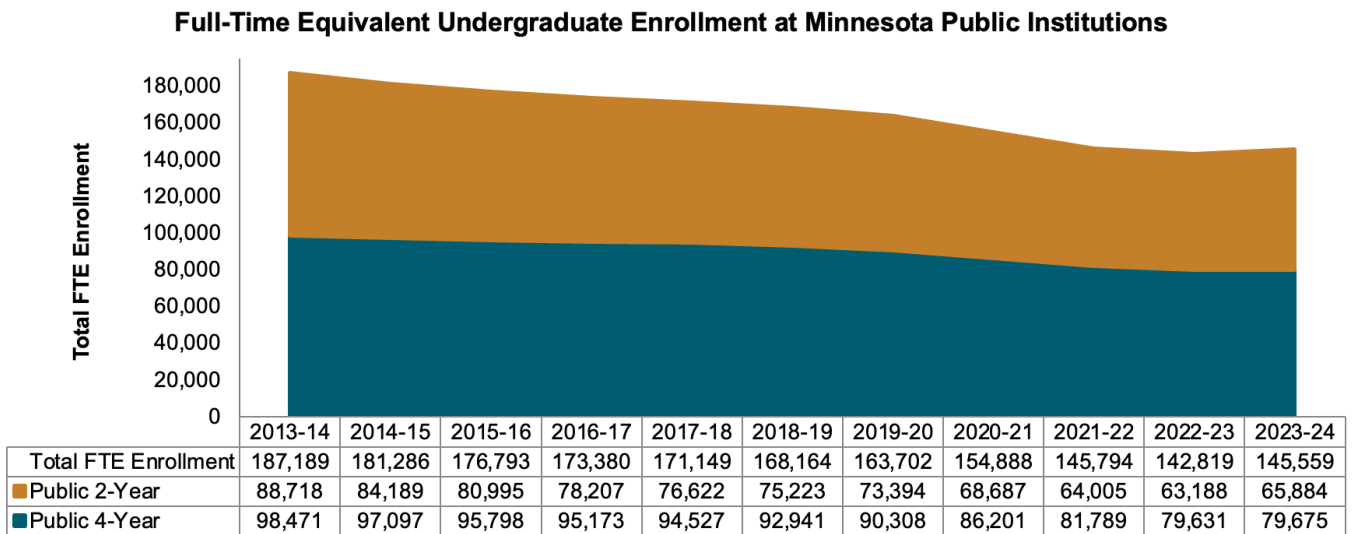


ENROLLMENT POOL: The number of high school graduates in Minnesota is projected to decline over the next decade, driven by a decrease among White graduates, while the number of graduates in the combined minority group is expected to increase.



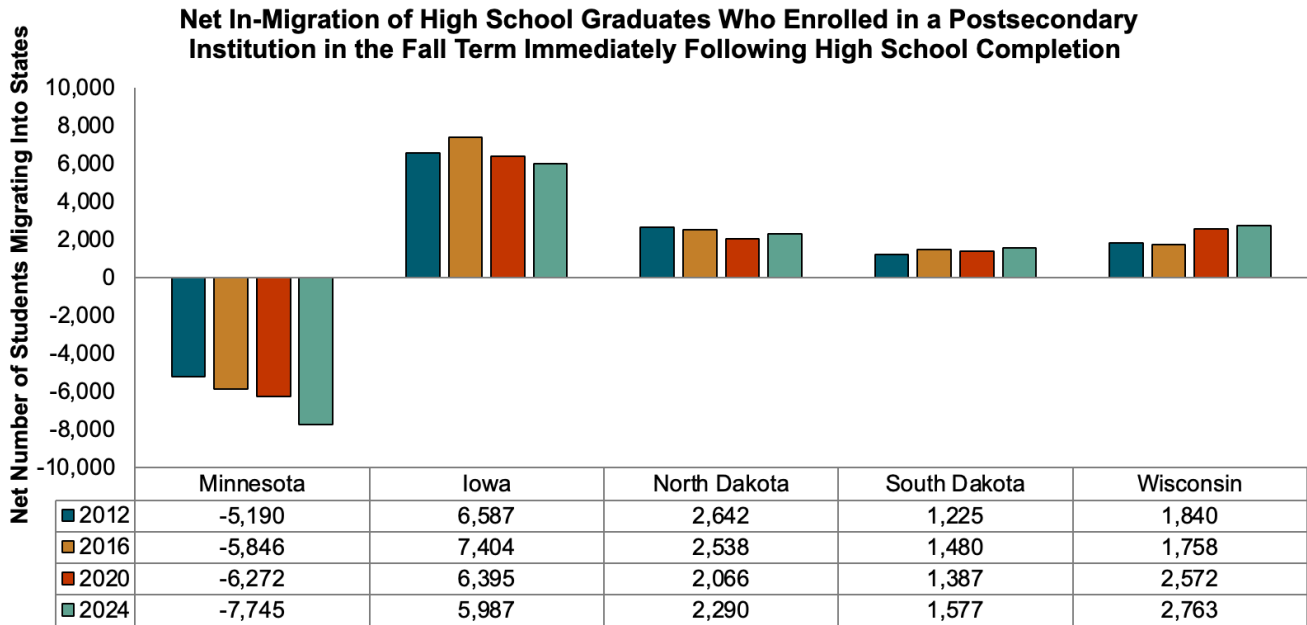
Source. WICHE. (2024). *Knocking at the College Door*. The combined minority group (AI-B-H) comprises American Indians, Blacks, and Hispanics. The estimates exclude home-schooled students. Explore more on the [MHEC Interactive Dashboard](#).

ENROLLMENT: Undergraduate enrollment has declined at public two- and four-year institutions in Minnesota over the past decade but started to increase in 2023-24.



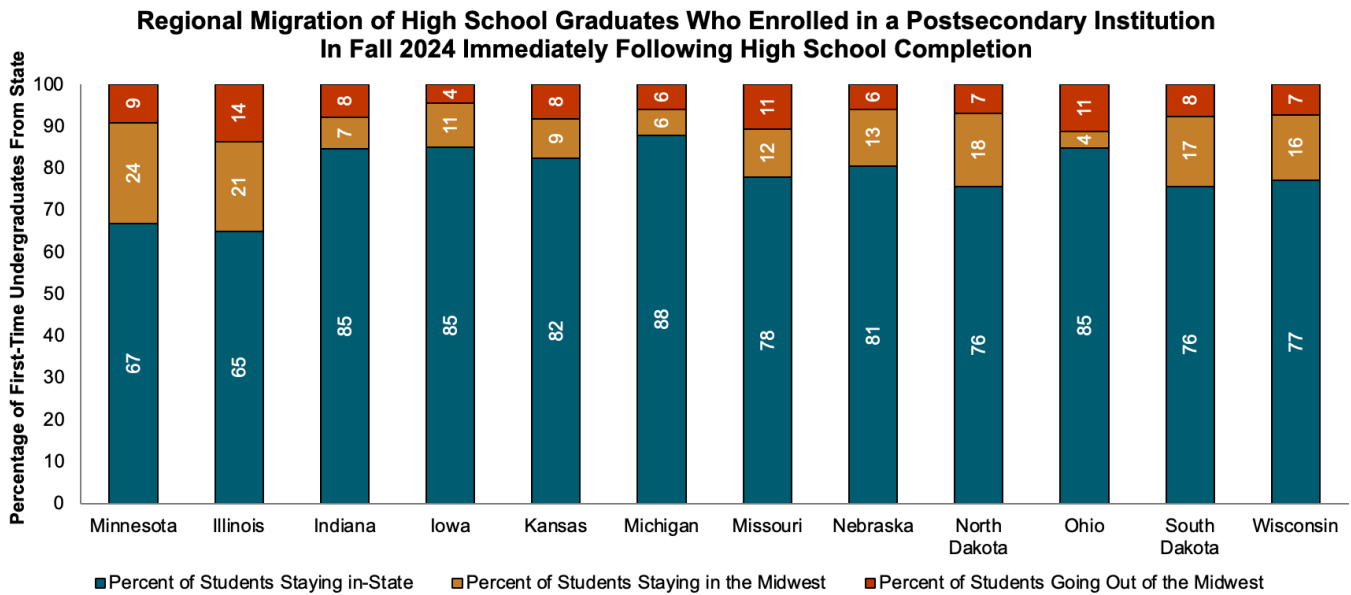
Source. NCES IPEDS. (2024). *Reported 12-month enrollment*. FTE enrollment is a calculated measure of the equivalent number of full-time students represented by an institution's instructional activity over a 12-month period. It is derived from the reported credit or clock hours attempted and the institution's academic calendar system. Enrollment estimates include on- and off-campus students, dual enrollment students, and students taking distance or online courses for credit. Carnegie Classification was used to classify institutions. Institutions with mixed categories were classified according to their distribution of associate and bachelor's degrees awarded. Tribal colleges and universities are excluded. Categorizations may change over time. Explore more on the [MHEC Interactive Dashboard](#).

MIGRATION: More students migrate out of Minnesota than migrate in.



Source. NCES IPEDS. (2024). *Fall enrollment*. Estimates include enrollment at any Title IV-participating postsecondary institution. Students with unknown residence and those entering from outlying territories and foreign countries are excluded. Explore more on the [MHEC Interactive Dashboard](#).

ENROLLMENT LOCATION: Of first-time college students from Minnesota, 67 percent enrolled in state, 24 percent enrolled elsewhere in the Midwest, and 9 percent enrolled outside the Midwest.

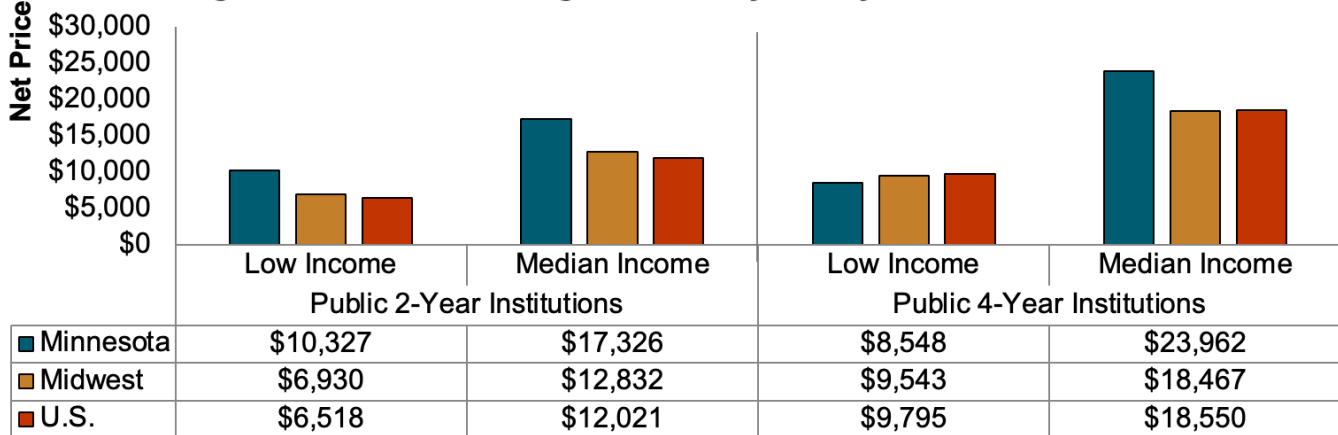


Source. NCES IPEDS. (2024). *Fall enrollment*. Estimates include enrollment at any Title IV-participating postsecondary institution. Students with unknown residence and those entering from outlying territories and foreign countries are excluded. Explore more on the [MHEC Interactive Dashboard](#).



COLLEGE PRICE: Average net price for low-income students in Minnesota is higher than the Midwest and national averages at public two-year colleges but lower than those averages at public four-year institutions. The net price for median-income students is higher than the Midwest and national averages at both two- and four-year institutions.

Average Net Price of One Year of Enrollment for First-Time, Full-Time, Degree/Certificate-Seeking Students by Family Income and Sector



Source. NCES IPEDS. (2024). *Net price*. U.S. Census Bureau. (2024). *American Community Survey one-year estimates, Table B19125: Median family income in the past 12 months by presence of own children under 18 years*. Note. Net price is standardized to first-time, full-time, degree/certificate-seeking students for comparative analysis and should not be interpreted as the typical price paid by all students, particularly in the two-year sector, where part-time students constitute a large share of enrollment. Total cost of attendance includes in-state or in-district published tuition and required fees, books, supplies, food, on-/off-campus housing, and other expenses. The net price of attendance for a median-income family represents the amount a family with an income of \$120,971 must pay for college. The net price of attendance for a low-income family represents the amount a family with an income of \$30,000 or less must pay for college. Estimates are weighted by income group of first-time/full-time students. Carnegie Classification was used to classify institutions. Institutions with mixed categories were classified according to their distribution of associate and bachelor's degrees awarded. Tribal colleges and universities are excluded. Explore more on the [MHEC Interactive Dashboard](#).

Minnesota Technology Contract Usage



Total savings for institutions in Minnesota = \$2,453,460

Higher Education

<p>Augsburg University Bemidji State University Bethany Lutheran College Bethel University Carleton College College of Saint Benedict Concordia University Gustavus Adolphus College Hamline University Hennepin Technical College Inver Hills Community College Lake Superior College Foundation Macalester College Macalester College - Information Technology Services Metropolitan State University Minneapolis College of Art and Design Minnesota State College Southeast Minnesota State Colleges and Universities - System Office Mitchell Hamline School of Law North Central University</p>	<p>Northwest Technical College Ridgewater College Riverland Community College Rochester Community and Technical College Saint Mary's University of Minnesota Saint Paul College South Central College Southwest Minnesota State University United Theological Seminary University of Minnesota - Crookston University of Minnesota - Crookston - Technology Services University of Minnesota - Duluth University of Minnesota - Morris University of Minnesota - Regents University of Minnesota - Rochester University of Minnesota - Twin Cities University of Minnesota Foundation University of Northwestern - St. Paul University of Saint Thomas Winona State University</p>
---	--

K-12

<p>Adrian School District 511 Albany Area Schools Annunciation School Atwater Cosmos Grove City Public Schools Birchview Elementary Breckenridge Public Schools Brewster Public School Buffalo Hanover Montrose 877 Caledonia Public Schools Independent School District 299 Canby Public Schools Cass Lake-Bena Schools Cedar Mountain High School Central Middle School Chapel Hill Academy Chisholm Public Schools DeLaSalle High School Detroit Lakes Public Schools Duluth Public Schools East Middle School Echo Charter School Ellsworth Public School Esko Public Schools Farmington Area Public Schools Fulda Public School Gleason Lake Elementary Greenwood Elementary Hendricks Public School Heron Lake Okabena School Holy Family Catholic High School Hopkins Public Schools Horizon Science Academy - Twin Cities</p>	<p>Houston Public Schools District 294 Intermediate District 287 - Plymouth Intermediate School District 917 International Falls School Independent District 361 Ivanhoe Public Schools Kasson-Mantorville Schools Kimber Lane Elementary Lake Benton Public School Lakeville Area Schools Lester Prairie Public School Luverne Public School Lynd Public School Mahnommen Independent School District 432 Menahga Public Schools Milroy School Minneota Public School Minnesota Valley Coop Center Morris Area Schools New Horizon Academy - Minneapolis New Horizon Academy - Plymouth Northern Lights Special Education Northwoods Elementary Oakwood Elementary Ortonville Public Schools Pequot Lakes Public Schools Pillager Public School District 116 Pine Bend Elementary School Pipestone Area Schools Plymouth Creek Elementary Prairie Five Community Action - Head Start Prairie Seeds Academy</p>
---	---



Red Lake Falls Public Schools
 Region 5 Computer Services
 Robbinsdale Area Schools
 Rochester Public Schools
 Rochester Public Schools - Technology Support Services
 Russell Tyler Ruthon Public Schools #2902
 Shakopee Public Schools
 Simley High School
 Sleepy Eye Public School
 Spring Lake Park Schools
 St. Edward Catholic School
 St. Michael Albertville Schools
 St. Paul Public Schools

St. Thomas Aquinas Catholic School
 Sunset Hill Elementary
 Torah Academy
 Twin Cities International Schools
 Wabasso Public School
 Washburn Center for Children
 Wayzata Meadow Ridge Elementary School
 Wayzata Public Schools
 Wayzata West
 Westwood Intermediate and Middle School
 Willmar Public Schools District 347
 Worthington High School
 Yellow Medicine East School District

Government/Other

Albany Police Department
 Archdiocese of Saint Paul and Minneapolis
 Arrowhead Library System
 Bi-County Community Action Programs (BI-CAP)
 Central Minnesota Educational Research and
 Development Council
 Chisago County
 City of Alexandria
 City of Becker
 City of Centerville
 City of Cottage Grove
 City of Crosby
 City of Graceville - City Clerk
 City of Little Falls
 City of Mabel
 City of Minneapolis
 City of Morgan
 City of New Hope
 City of Nisswa
 City of North Branch
 City of Otsego
 City of Owatonna
 City of Rushford
 City of Sartell
 City of Stillwater
 City of Waite Park

City of Walnut Grove
 City of Windom
 Crow Wing County - Information Technology Department
 Dakota 911
 Enterprise Minnesota
 Gillette Children's
 Great River Regional Library
 Hubbard County
 Little Theatre of Owatonna
 Metro-INET
 Midwestern Higher Education Compact
 Mille Lacs County
 Minnesota Department of Transportation
 Mower County
 Red Lake Band of Chippewa Library
 Rice Creek Watershed District
 Rochester Public Library
 Rochester Public Utilities
 Saint Vincent De Paul
 Southeast Libraries Cooperative
 Southwest West Central Service Cooperative
 State of Minnesota
 Willmar Education and Arts Center
 Wright County
 Wright County - Information Technology



Minnesota Program Participation as of 12/10/25

When members identify the need for solutions to challenges in postsecondary education, MHEC explores whether a long-term, regional approach is beneficial. Programs born from this process offer enrolling institutions opportunities to save money, improve efficiency, and better serve their stakeholders.

Midwestern-State Authorization Reciprocity Agreement (M-SARA) for distance education

Academy College	Minneapolis College of Art and Design
Adler Graduate School	Minneapolis Community and Technical College
Alexandria Technical & Community College	Minnesota North College
American Academy of Health and Wellness	Minnesota State Community and Technical College
Anoka Technical College	Minnesota State University - Mankato
Anoka-Ramsey Community College	Minnesota State University - Moorhead
Augsburg University	Minnesota West Community and Technical College
Bemidji State University	Mitchell Hamline School of Law
Bethany Lutheran College	Normandale Community College
Bethel University	North Central University
Capella University	North Hennepin Community College
Central Baptist Theological Seminary	Northland Community and Technical College
Central Lakes College	Northwest Technical College
Century College	Northwestern Health Sciences University
College of Saint Benedict	Rasmussen University
College of Saint Scholastica	Riverland Community College
Concordia College	Rochester Community and Technical College
Concordia University, St. Paul	St. Cloud State University
Crown College	Saint Johns University
Dakota County Technical College	Saint Mary's University of Minnesota
Dunwoody College of Technology	Saint Paul College - A Community and Technical College
Fond du Lac Tribal and Community College	Southwest Minnesota State University
Hamline University	St. Catherine University
Hazelden Betty Ford Graduate School	St. Cloud Technical and Community College
Hennepin Technical College	United Theological Seminary of the Twin Cities
Inver Hills Community College	University of Minnesota - Crookston
Lake Superior College	University of Minnesota - Duluth
Luther Seminary	University of Minnesota - Morris
Lutheran Brethren Seminary	University of Minnesota - Twin Cities
Martin Luther College	University of Northwestern - St. Paul
Mayo Clinic, College of Medicine and Science	University of St. Thomas
Metropolitan State University	Winona State University

*Approved SARA Institutions in Minnesota per <https://www.nc-sara.org/directory>

Midwest Student Exchange Program (MSEP)

Minnesota State University - Mankato

Contact Carrie Wandler to learn more about participation for your institution: msep@mhec.org.

Stone Arch Sponsored Cell Captive Insurance Program

Contact Breanne Hegg to learn about participating in this program, which allows higher education institutions and systems to manage risk by using cells in MHEC's wholly owned captive insurance company: breanneh@mhec.org.

Student Health Programs – UnitedHealthCare StudentResources


Contact Breanne Hegg, vice president of programs, contracts, and communications, to learn more about participation for your institution: breanneh@mhec.org.



MHEC Resources

Minnesota member state page (with multiple downloadable documents)

<https://mhec.org/states/minnesota> or scan the QR code below



MHEC website

<https://mhec.org/>

Interactive dashboard (offering key data to boost educational attainment)

<https://mhec.org/mhec-interactive-dashboard/>

MHEC contracts

<https://mhec.org/what-we-do/contracts/>

MHEC news

<https://mhec.org/news/>

MHEC strategic plan

<https://mhec.org/about/strategic-plan/>

MHEC committees

<https://mhec.org/about/committees/>

MHEC commissioners

<https://mhec.org/about/commissioners/>

Post-Secondary Employment Outcomes

<https://tinyurl.com/55nekm5j>

Contact

Susan G. Heegaard, President

mhec@mhec.org

(612) 677-2777

