



# Midwestern Higher Education Compact

## 2025 Minnesota State Visit

**Susan Heegaard**

President

[susanh@mhec.org](mailto:susanh@mhec.org)

# About MHEC

- **Our purpose:** To work in partnership with our 12 member states to strengthen postsecondary education through cost-savings initiatives and collaborative solutions that are informed by research and the expertise of regional leaders
- **Legislatively created** in 1991 through Council of State Governments, Midwestern Legislative Conference; Minnesota authorized legislation in 1990 to join MHEC
- **Governed** by 60 commissioners and alternates
- **MHEC annual state commitment** of \$115,000 lowest of four compacts

# Minnesota Commissioners



**Rachel Croson**  
*University of  
Minnesota,  
Executive VP  
and Provost*



**Dennis Olson**  
*Office of Higher  
Education,  
Commissioner*



**Vacancy**  
*Appointing  
authority:  
Speaker of the  
House*

*Alternate*



**Sen. Omar  
Fateh**  
*Higher  
Education  
Committee,  
Chair*



**Scott Olson**  
*Minnesota  
State,  
Chancellor*



**Paul  
Cerkvenik**  
*MN Private  
College Council,  
President*

# MHEC's Value to Minnesota

- **Cost & Time-Saving Contracts & Programs** – technology (hardware, software and services); student health solutions; insurance programs
- **Policy Initiatives**– state-specific support on dual enrollment; open educational resources; M-SARA; credentials and learner records; FAFSA summit
- **Research** – regular reporting on data trends and responses to specific requests to inform state decision making
- **Convenings** – opportunities for legislative, executive branch, and higher ed leaders to problem solve and share ideas

# FY24 Cost Savings for Minnesota

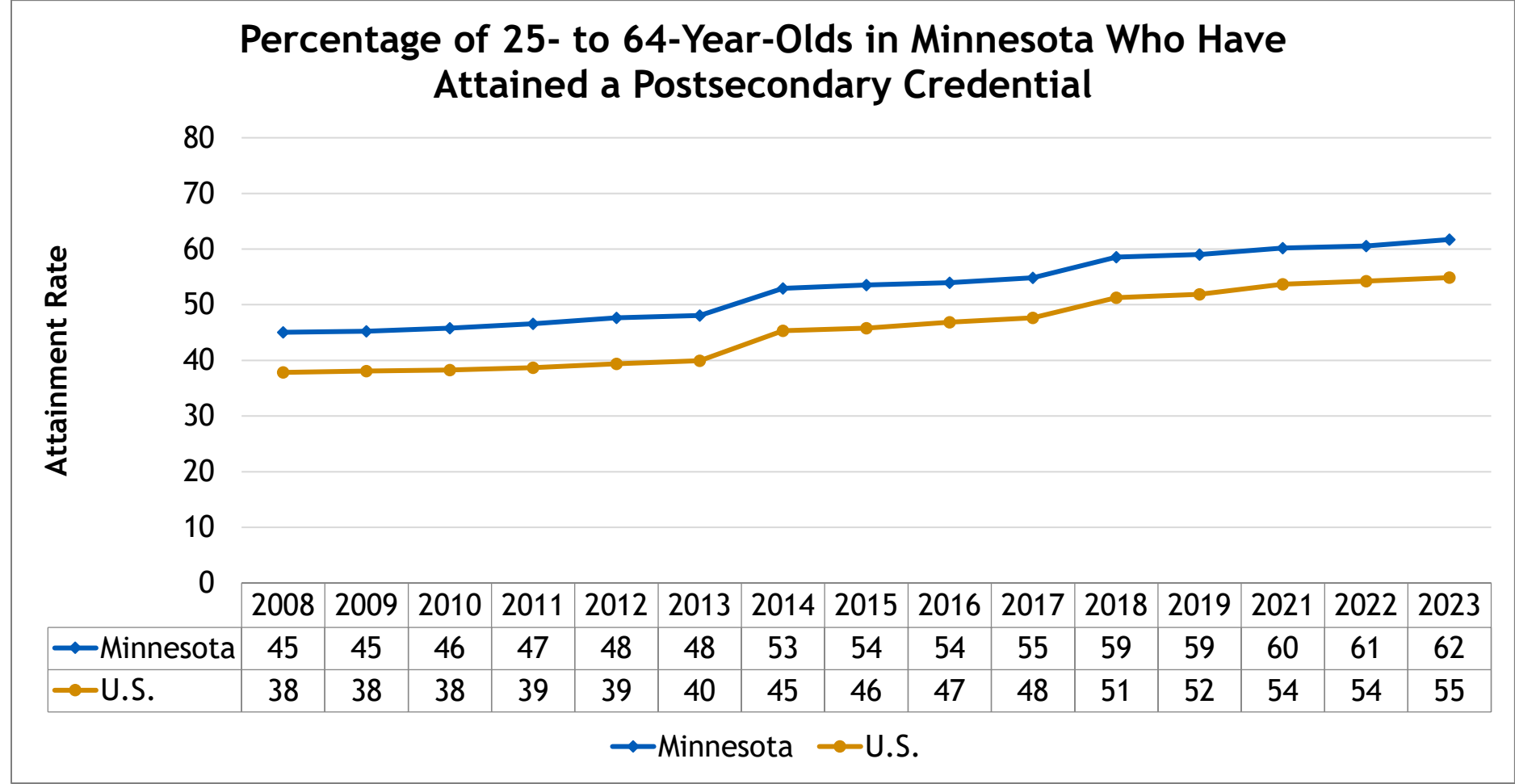
- **\$9.26M in total annual savings** for Minnesota colleges, universities, school districts, state and local governments, and students and their families through MHEC's contracts and programs
- **81-fold return** on annual compact membership commitment of \$115,000
- **\$2.33M in savings on technology** for Minnesota entities through contracts with Dell, Oracle, Xerox, CampusGuard, and others
- **\$4.05M savings on distance education** through Midwestern-State Authorization Reciprocity Agreement

# Other MHEC Benefits for Minnesota

- **Minnesota students and their families** who participated in the Midwest Student Exchange Program saved \$2.8M
- **MHEC supported Minnesota with grant funds** to invest in the creation of Minitex Network for Open and Affordable Practice, a program that supports librarians and educators in MN, SD, and ND
- **MHEC provided research** to Minnesota leaders on several topics including funding for college access and success initiatives and trends related to campus and academic program closures
- **Nine Minnesota leaders** attended MHEC's FAFSA Summit
- **Eight technology leaders** engaged in MHEC's free professional development and networking

# Key Indicators for Higher Education in Minnesota

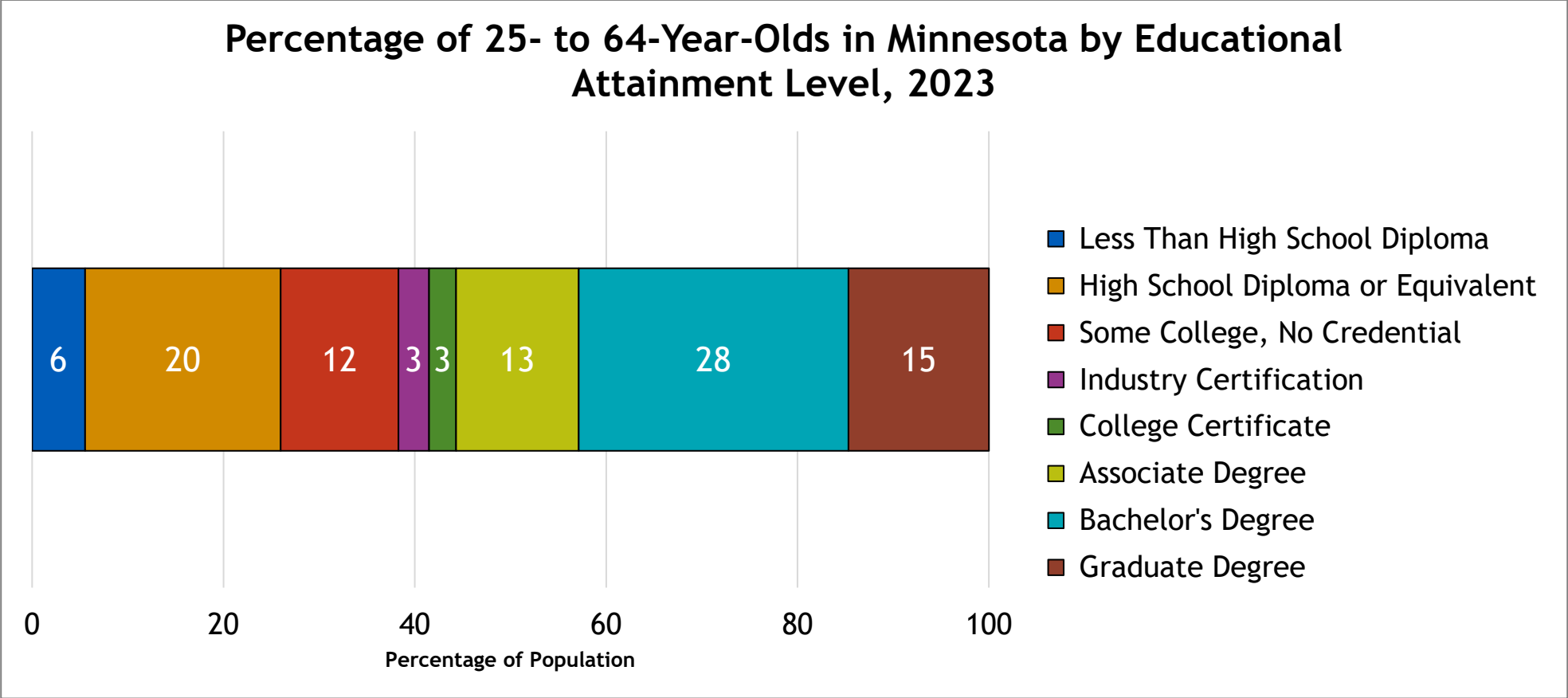
**ATTAINMENT: About 62% of Minnesotans have a postsecondary certificate or higher, compared to 55% nationally.**



Source. Lumina Foundation. (2025). *A Stronger Nation*. Note. Since 2014, the attainment estimate includes postsecondary certificates. Since 2018, the attainment estimate includes industry-recognized certifications. 2020 estimates are not available due to sampling problems that occurred during the 2020 administration of the American Community Survey.

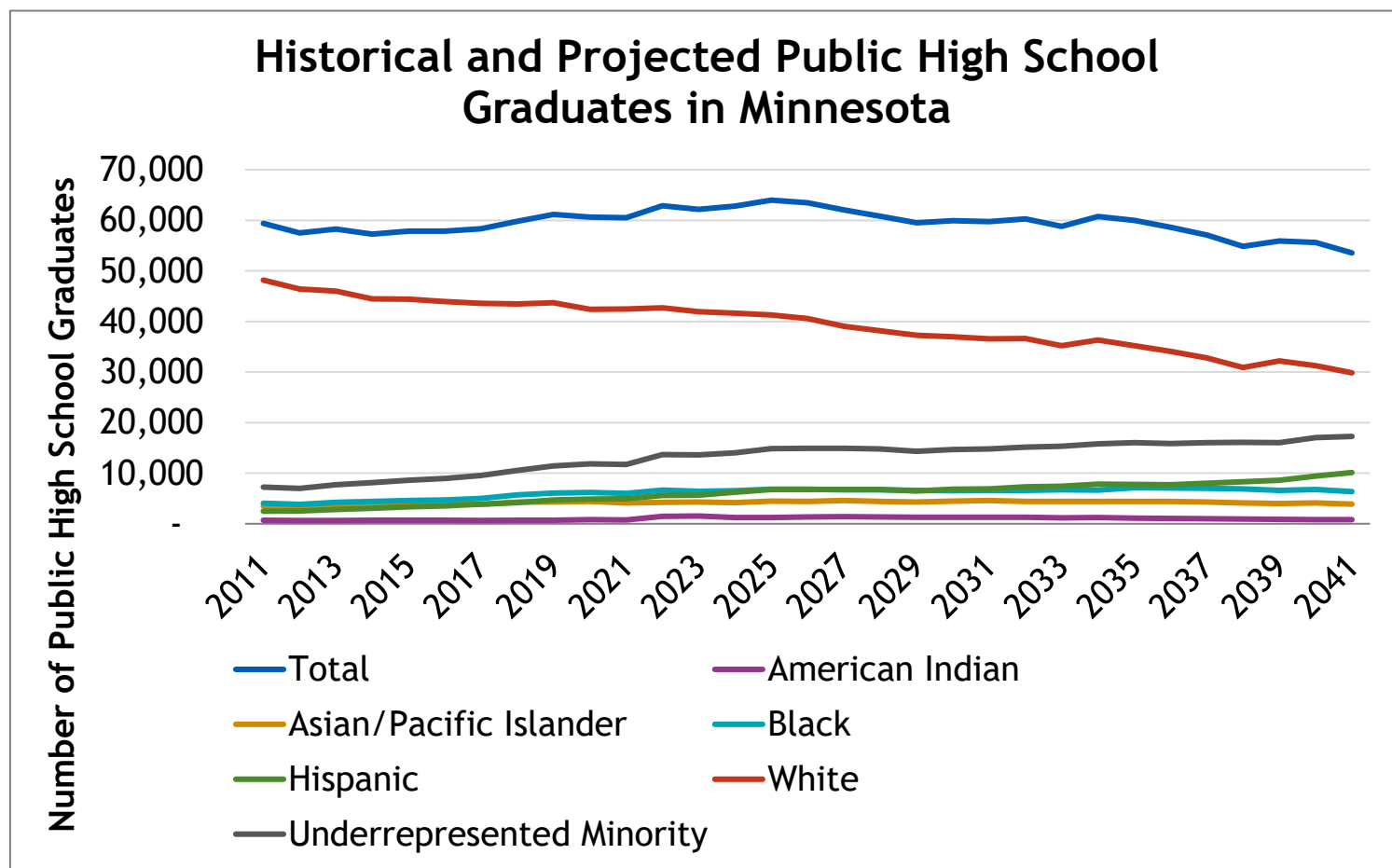


**ATTAINMENT:** Minnesota residents have attained various types of postsecondary credentials, ranging from industry certifications and college certificates to bachelor's and graduate degrees; 38% of residents do not have a postsecondary credential



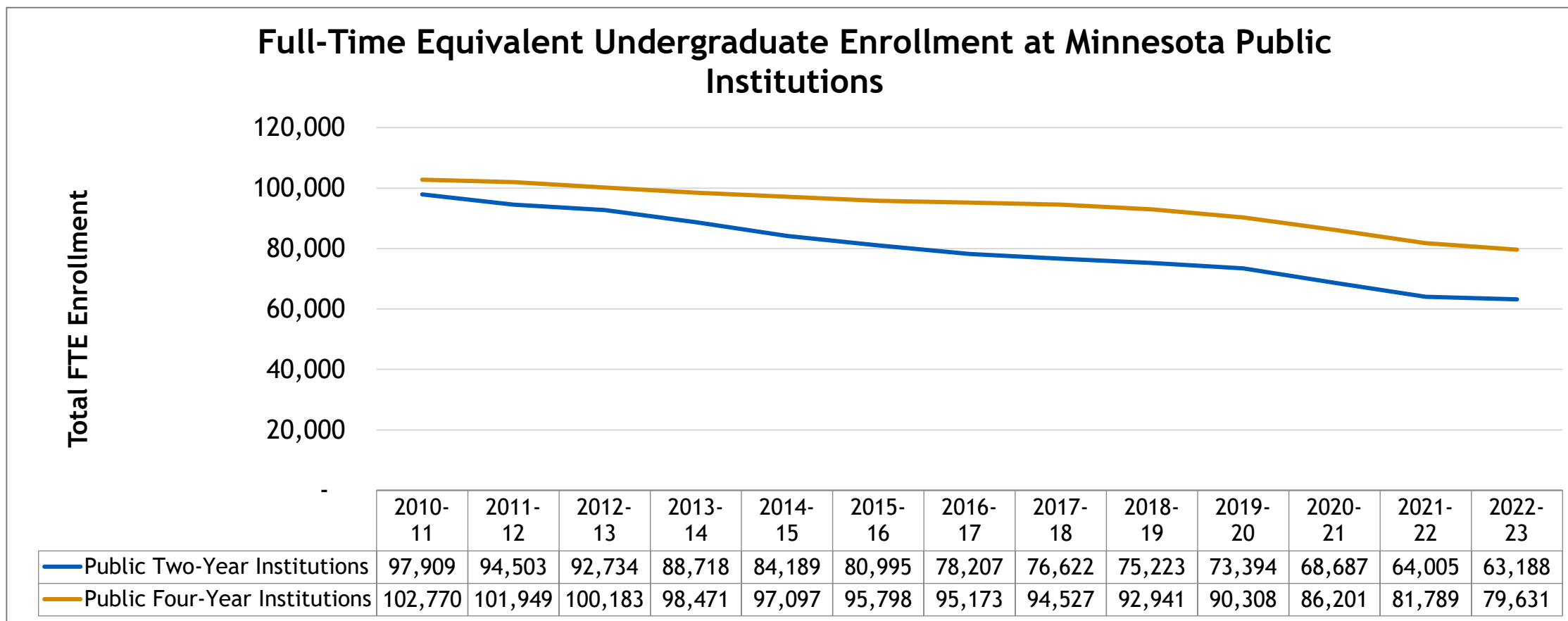
Source. Lumina Foundation. (2025). *A Stronger Nation*.

## ENROLLMENT POOL: High school graduates are projected to decrease in Minnesota over the coming decade, with decreases for White graduates but increases in underrepresented graduates.



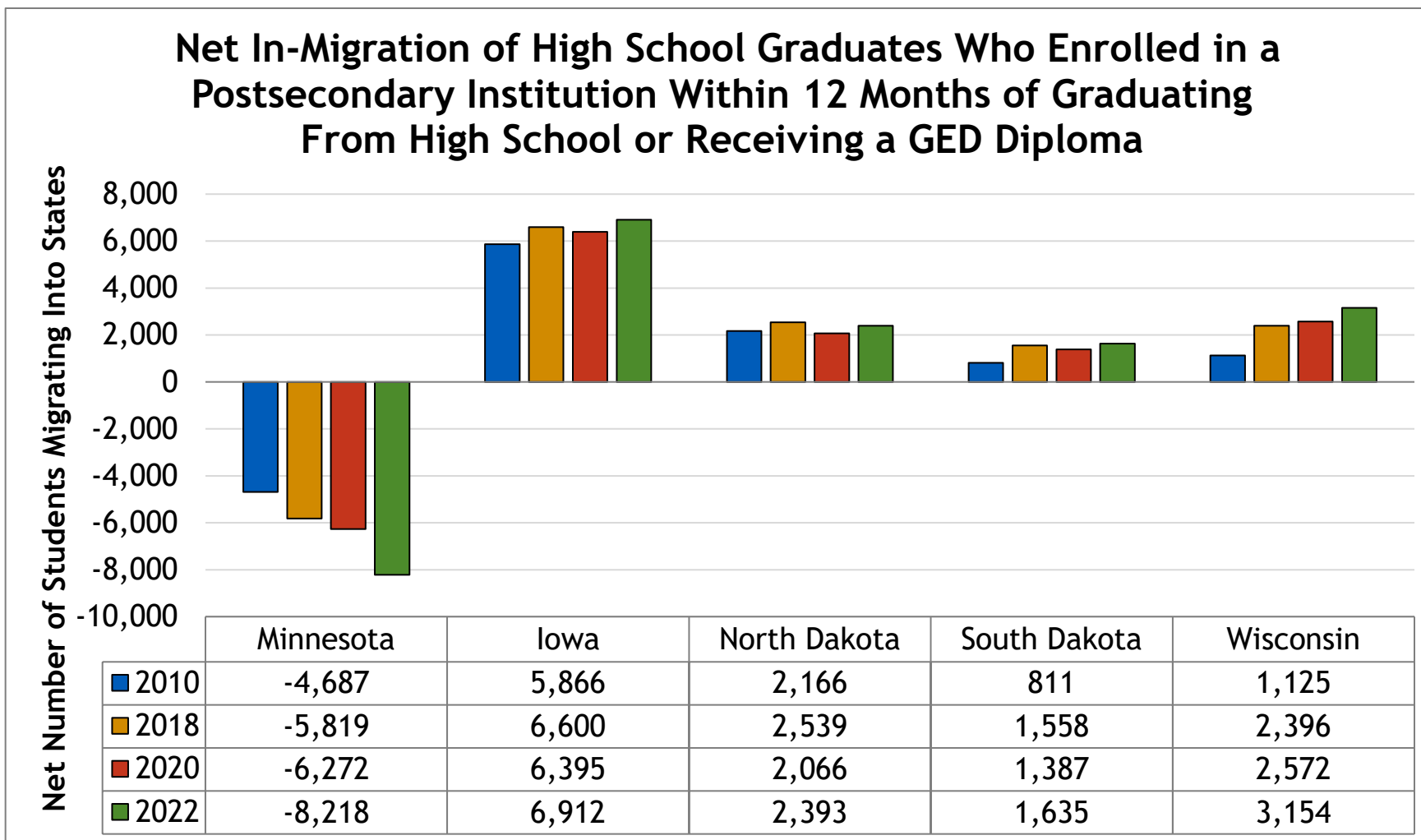
Source. WICHE. (2024). *Knocking at the College Door*. Note. The *Underrepresented Minority* category comprises American Indians, Blacks, and Hispanics.

## ENROLLMENT: Undergraduate enrollment at Minnesota public two-year and public four-year institutions has declined since 2010-11.



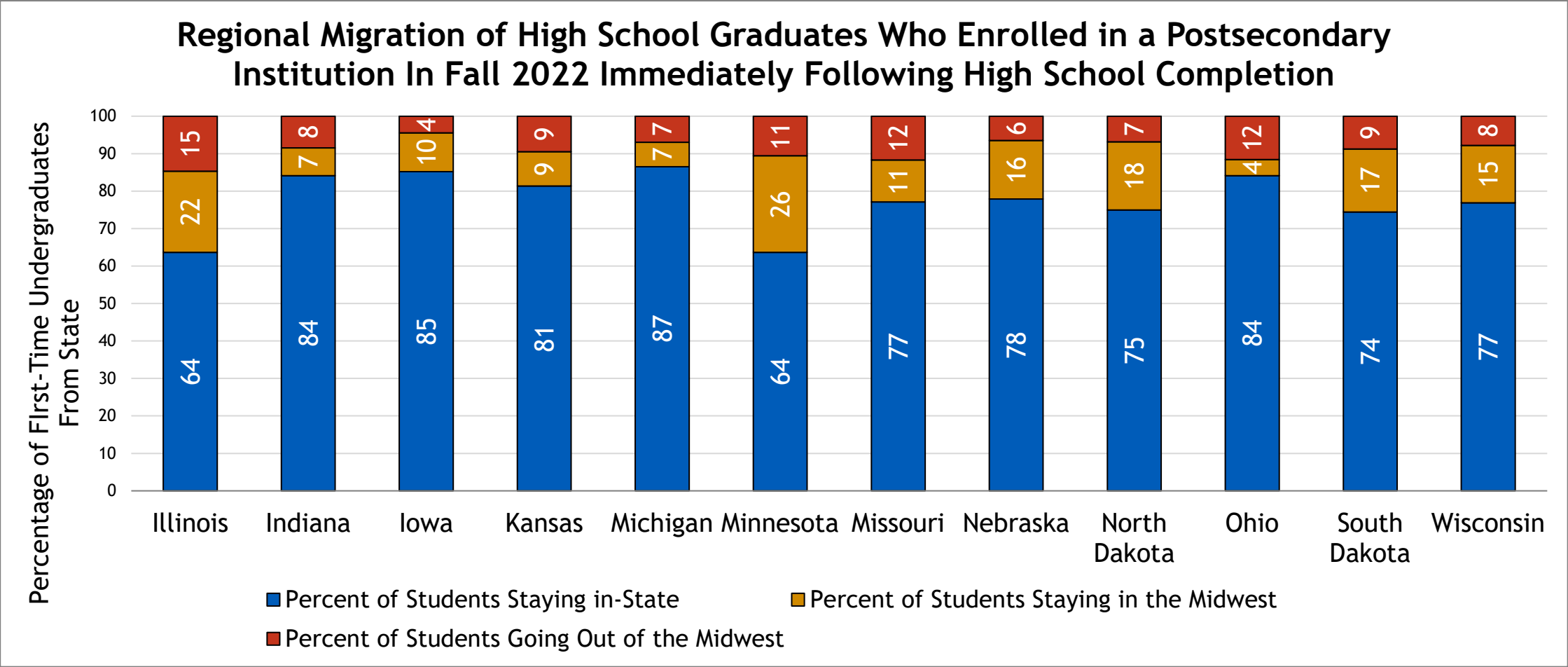
Source. NCES IPEDS. (2023). *12-month enrollment*. Carnegie Classification was used to classify institutions. Institutions with mixed categories were classified according to their distribution of associate and bachelor's degrees awarded. Tribal colleges and universities are excluded. Categorizations may change over time.

## MIGRATION: More students migrate out of Minnesota than migrate in.



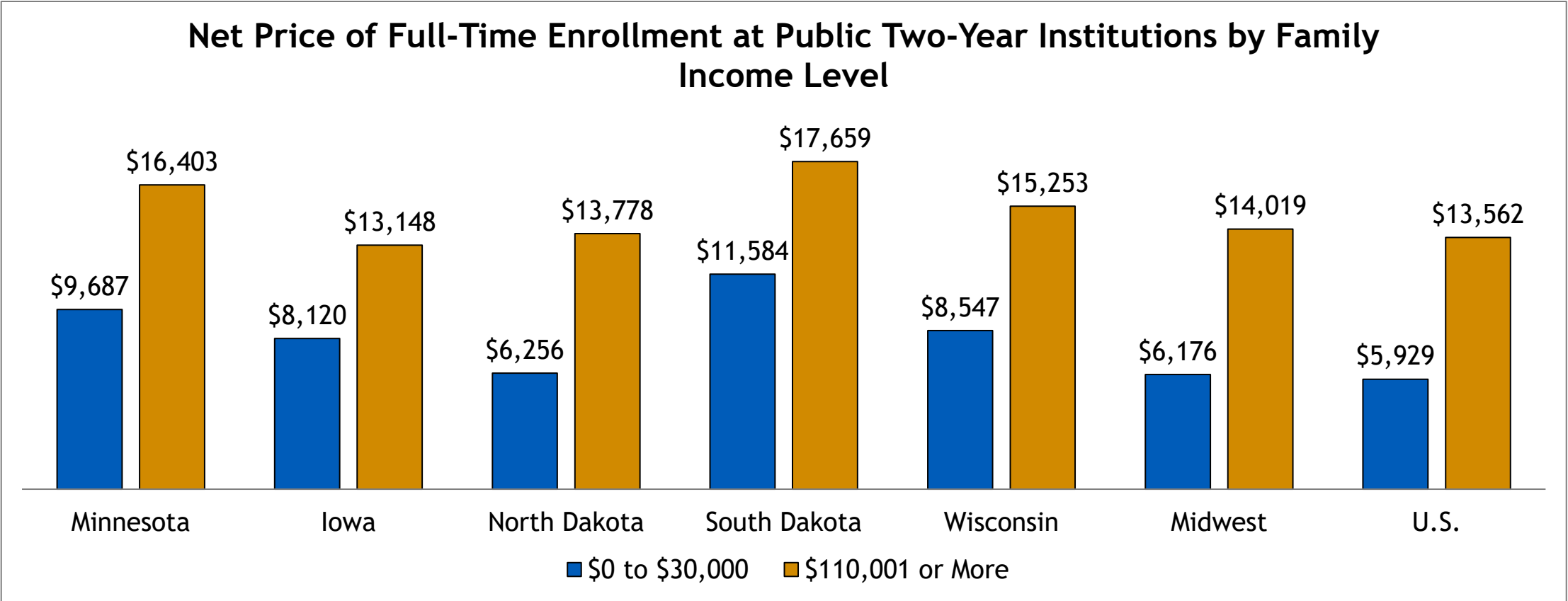
Source. NCES IPEDS. (2022). *Fall enrollment*.

**ENROLLMENT LOCATION: Of first-time college students from Minnesota in 2022, 64 percent enrolled in state, 26 percent enrolled elsewhere in Midwest, and 11 percent enrolled outside the Midwest.**



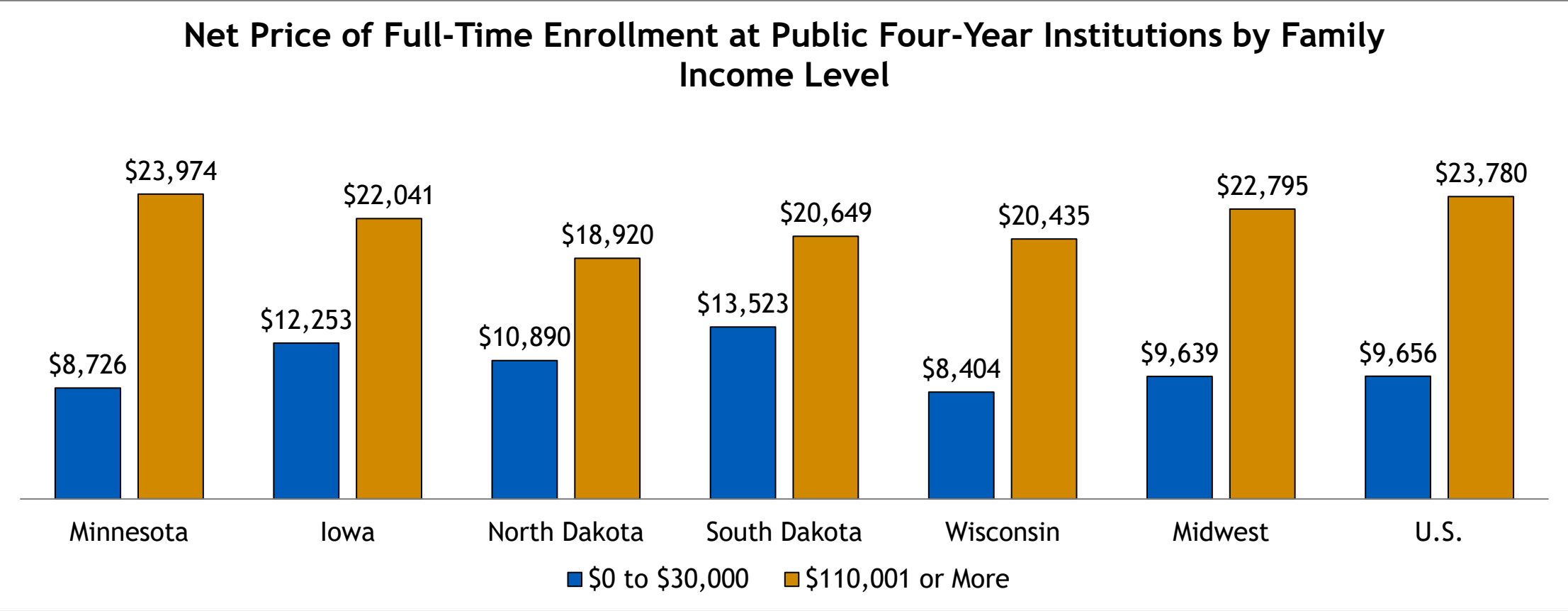
Source. NCES IPEDS. (2022). *Fall enrollment*.

**TWO-YEAR COLLEGE PRICE: Average net price for low-income students at Minnesota public two-year institutions is higher than the Midwest and national averages but lower than South Dakota.**



Source. NCES IPEDS. (2023). *Net price*. Estimates are weighted by income group of first-time/full-time students. Total price of attendance includes in-district tuition, fees, room, board, books, supplies, transportation, and other designated costs. Carnegie Classification was used to classify institutions. Institutions with mixed categories were classified according to their distribution of associate and bachelor’s degrees awarded. Tribal colleges are excluded.

**FOUR-YEAR COLLEGE PRICE: Average net price for low-income students at Minnesota public four-year institutions is lower than the Midwest and national averages and lower than Iowa, North Dakota, and South Dakota.**



Source. NCES IPEDS. (2023). *Net price*. Estimates are weighted by income group of first-time/full-time students. Total price of attendance includes in-state tuition, fees, room, board, books, supplies, transportation, and other designated costs. Carnegie Classification was used to classify institutions. Institutions with mixed categories were classified according to their distribution of associate and bachelor’s degrees awarded. Tribal colleges and universities are excluded.

# Policy & Research and Resources

## [MHEC Strategic Plan 2022-2025](https://www.mhec.org/resources/strategic-plan-2022-2025)

<https://www.mhec.org/resources/strategic-plan-2022-2025>

## [MHEC Interactive Dashboard](http://mhec.org/dashboard)

<http://mhec.org/dashboard>

## [2023-24 MHEC Cost Savings](https://www.mhec.org/resources/2023-24-mhec-cost-savings)

<https://www.mhec.org/resources/2023-24-mhec-cost-savings>

## [Minnesota-specific Information](https://www.mhec.org/states/Minnesota)

Minnesota State Highlights, State Performance Update, Higher Education in Focus Report

<https://www.mhec.org/states/Minnesota>

