



Midwestern Higher Education Compact

2025 Iowa State Visit

Susan Heegaard

President

susanh@mhec.org

Mary Roberson

Sr. Director of Commissioner Relations & Operations

maryr@mhec.org

Samra Asghedom

Manager of External Relations & Strategic Initiatives

samraa@mhec.org

About MHEC

- **Our purpose:** To work in partnership with our 12 member states to strengthen postsecondary education through cost-savings initiatives and collaborative solutions that are informed by research and the expertise of regional leaders
- **Legislatively created** in 1991 through Council of State Governments, Midwestern Legislative Conference; Iowa joined in 2005
- **Governed** by 60 commissioners and alternates
- **MHEC annual state commitment** of \$115,000 lowest of four compacts

Iowa Commissioners



Rep. Jacob Bossman
Appropriations Committee, Member



Joanna Hofer
Iowa Assoc of Community College Trustees, Past Board Chair



Greta Rouse
Iowa Board of Regents, President Pro Tem



Sen. Jesse Green
Education Appropriations Subcommittee, Chair



Olivia M.A. Madison
Governor's Designee

Iowa Commissioner Alternates



Andrew J. Baumert
*Iowa Assoc of
Independent
Colleges &
Universities, VP for
Marketing &
Outreach*



David Ford
*Iowa College
Aid-Iowa
Department
of Education,
Bureau Chief*



Vacancy
*Appointing
Authority: Iowa
Speaker of the
House*



Timothy Fitzgibbon
*Governor's
Designee*



Sen. Cindy Winckler
*Education
Appropriations
Subcommittee,
Ranking Member*

MHEC's Value to Iowa

- **Cost & Time-Saving Contracts & Programs** – technology (hardware, software and services); student health solutions; insurance programs
- **Policy Initiatives**– state-specific support on dual enrollment; open educational resources; M-SARA; credentials and learner records; FAFSA summit
- **Research** – regular reporting on data trends and responses to specific requests to inform state decision making
- **Convenings** – opportunities for legislative, executive branch, and higher ed leaders to problem solve and share ideas

FY24 Cost Savings for Iowa

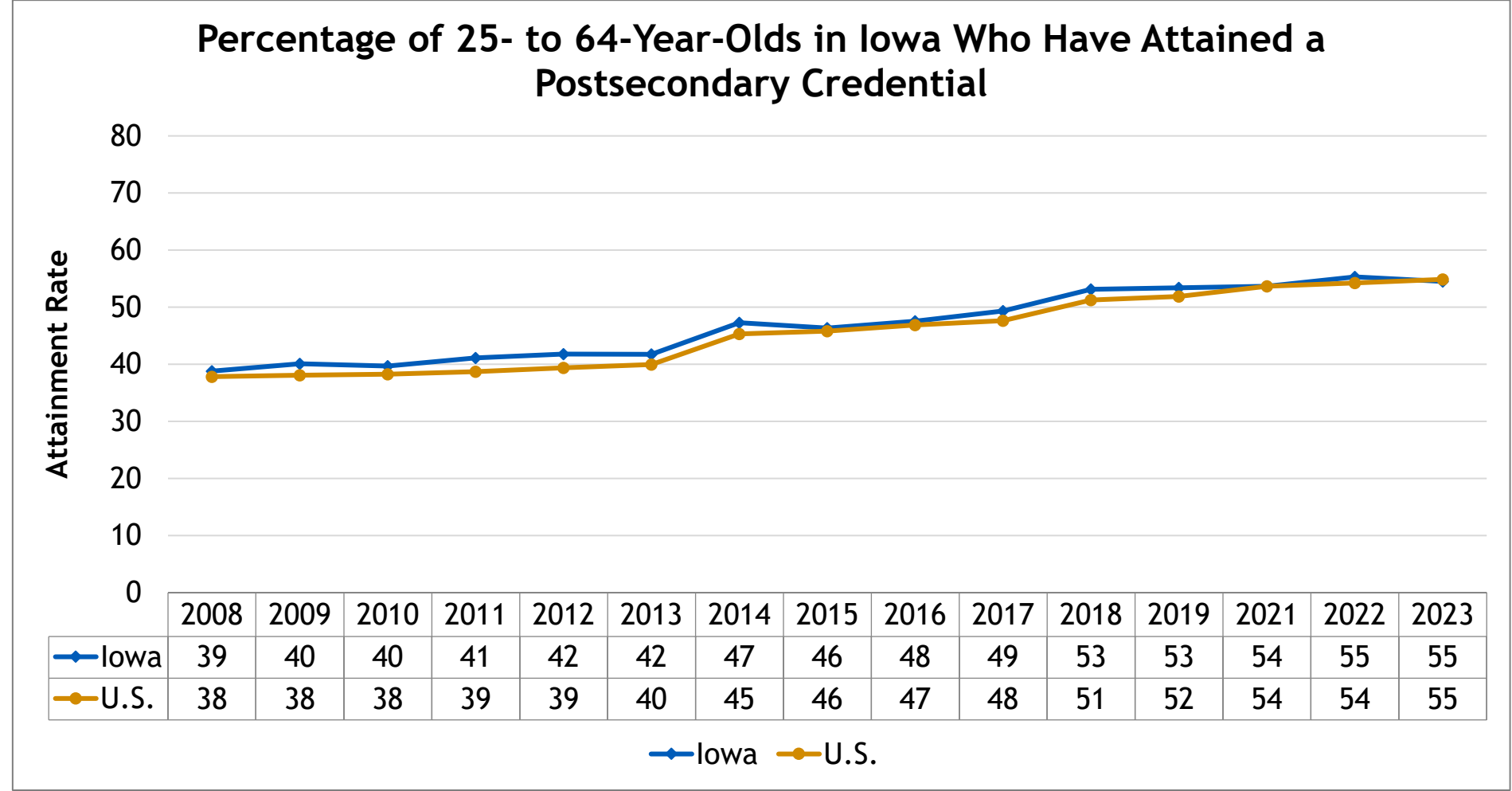
- **\$3.82M in total annual savings** for Iowa colleges, universities, school districts, and state and local governments through MHEC's contracts and programs
- **33-fold return** on annual compact membership commitment of \$115,000
- **\$355,601 in savings on technology** for Iowa entities through contracts with Dell, Oracle, Xerox, CampusGuard, Lenovo, and more
- **\$3.46M savings on distance education** through Midwestern-State Authorization Reciprocity Agreement

Other MHEC Benefits for Iowa

- **MHEC supported Iowa with grant funds** to expand access to convene a community of practice for faculty and staff on the topic of open educational resources.
- **Four Iowa leaders** attended MHEC's FAFSA Summit and follow-up calls.
- **Two technology leaders** engaged in MHEC's free professional development and networking.
- **MHEC Iowa commissioners** helping shape MHEC's future by serving on executive leadership team, strategic planning committee, and programmatic investments task force.

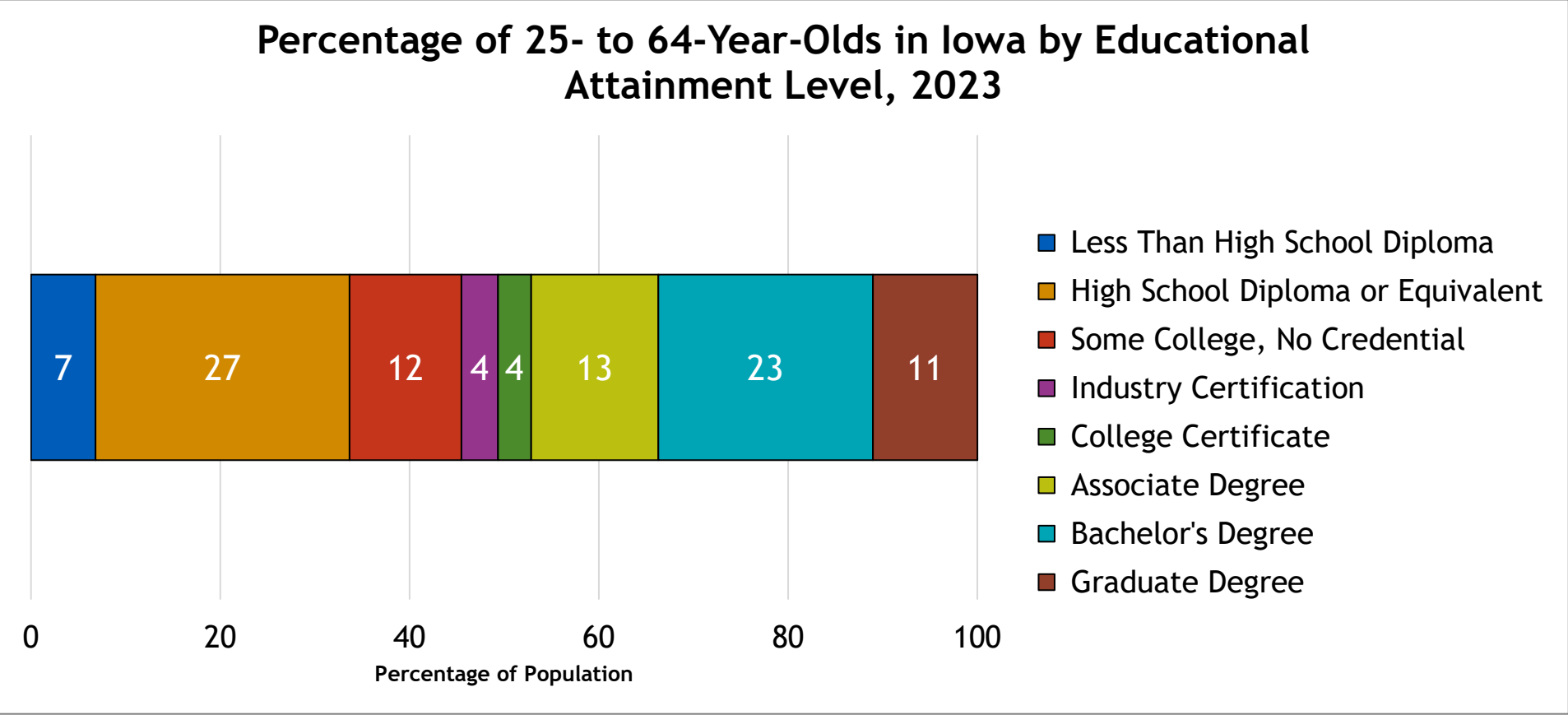
Key Indicators for Higher Education in Iowa

ATTAINMENT: About 55% of Iowans have a postsecondary certificate or higher, compared to 55% nationally.



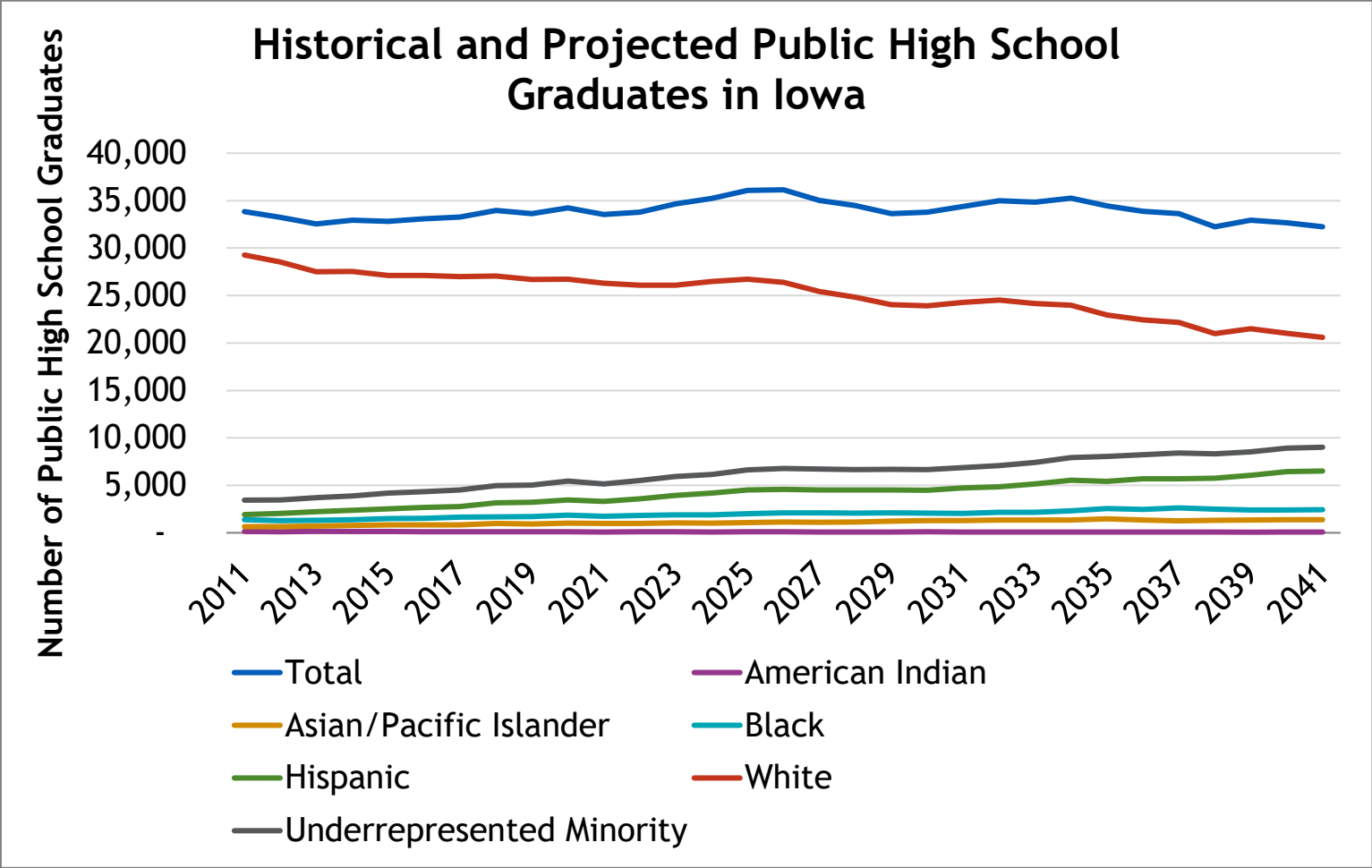
Source. Lumina Foundation. (2025). *A Stronger Nation*. Note. Since 2014, the attainment estimate includes postsecondary certificates. Since 2018, the attainment estimate includes industry-recognized certifications. 2020 estimates are not available due to sampling problems that occurred during the 2020 administration of the American Community Survey.

ATTAINMENT: Iowa residents have attained various types of postsecondary credentials, ranging from industry certifications and college certificates to bachelor's and graduate degrees; 45% do not have a post-secondary credential.



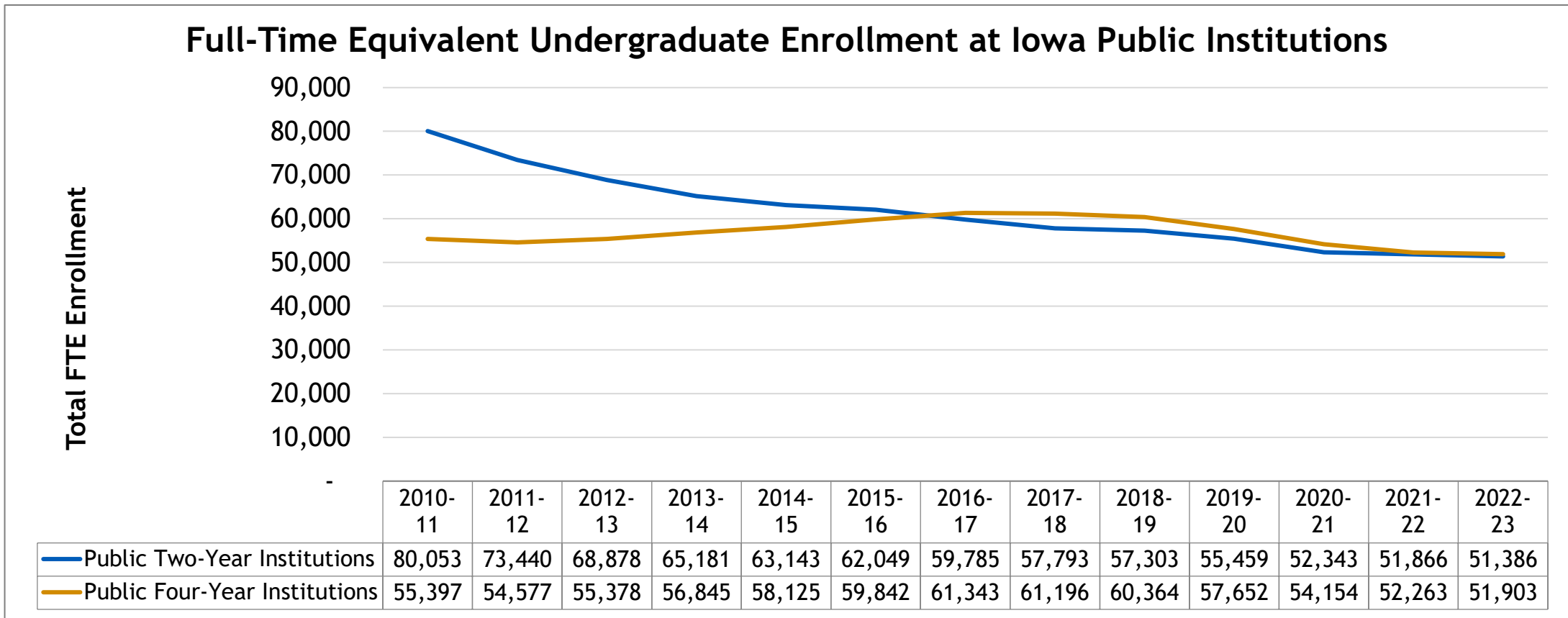
Source. Lumina Foundation. (2025). *A Stronger Nation*.

ENROLLMENT POOL: High school graduates are projected to slightly decrease in Iowa over the coming decade, with decreases for White graduates but increases in non-White graduates.



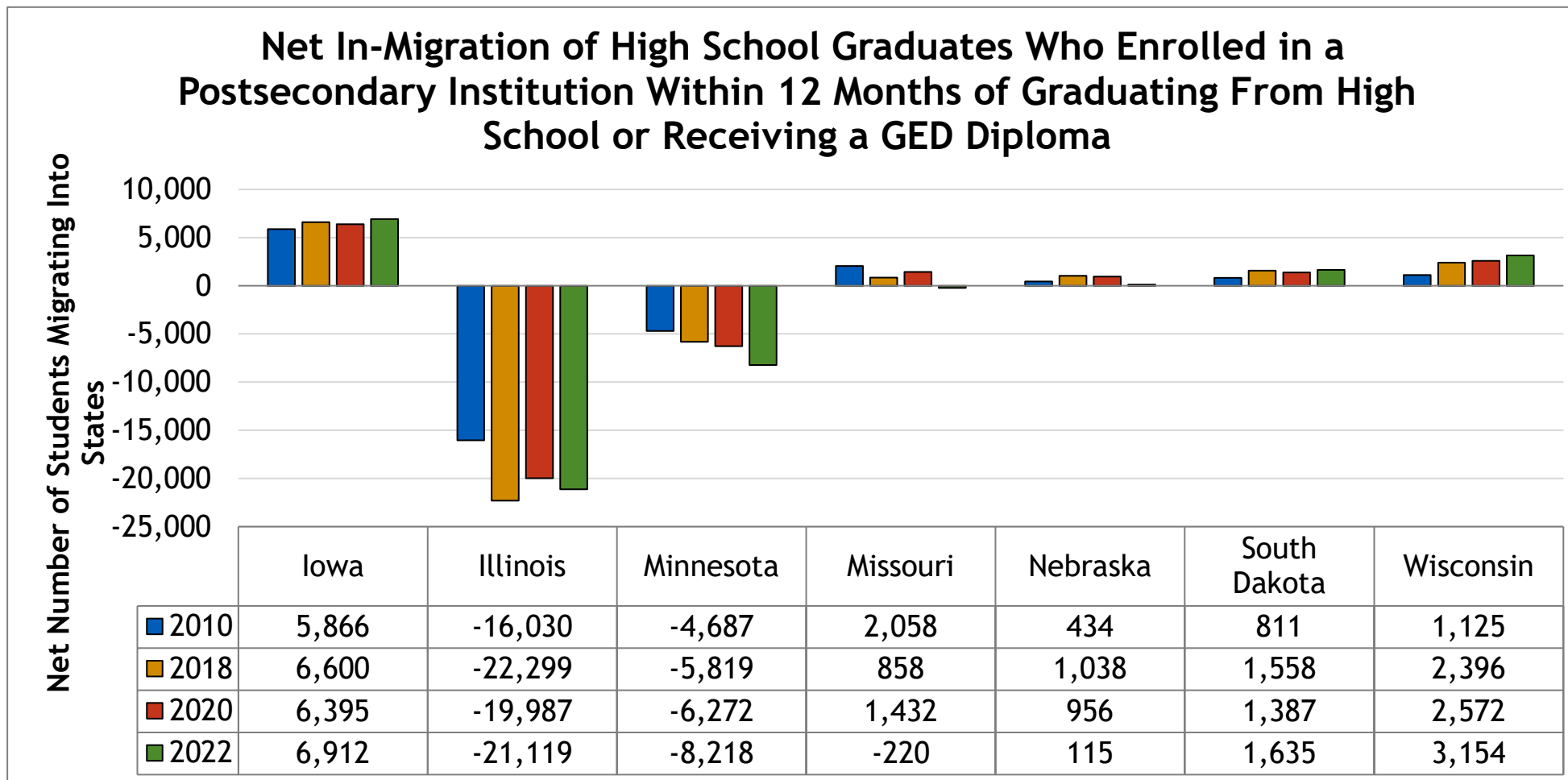
Source: WICHE. (2024). *Knocking at the College Door*. Note. The Underrepresented Minority category comprises American Indians, Blacks, and Hispanics.

ENROLLMENT: Undergraduate enrollment in Iowa public two-year institutions has significantly declined since 2010-11, while enrollment in public four-year institutions remained relatively stable before converging at similar levels in 2022-23.



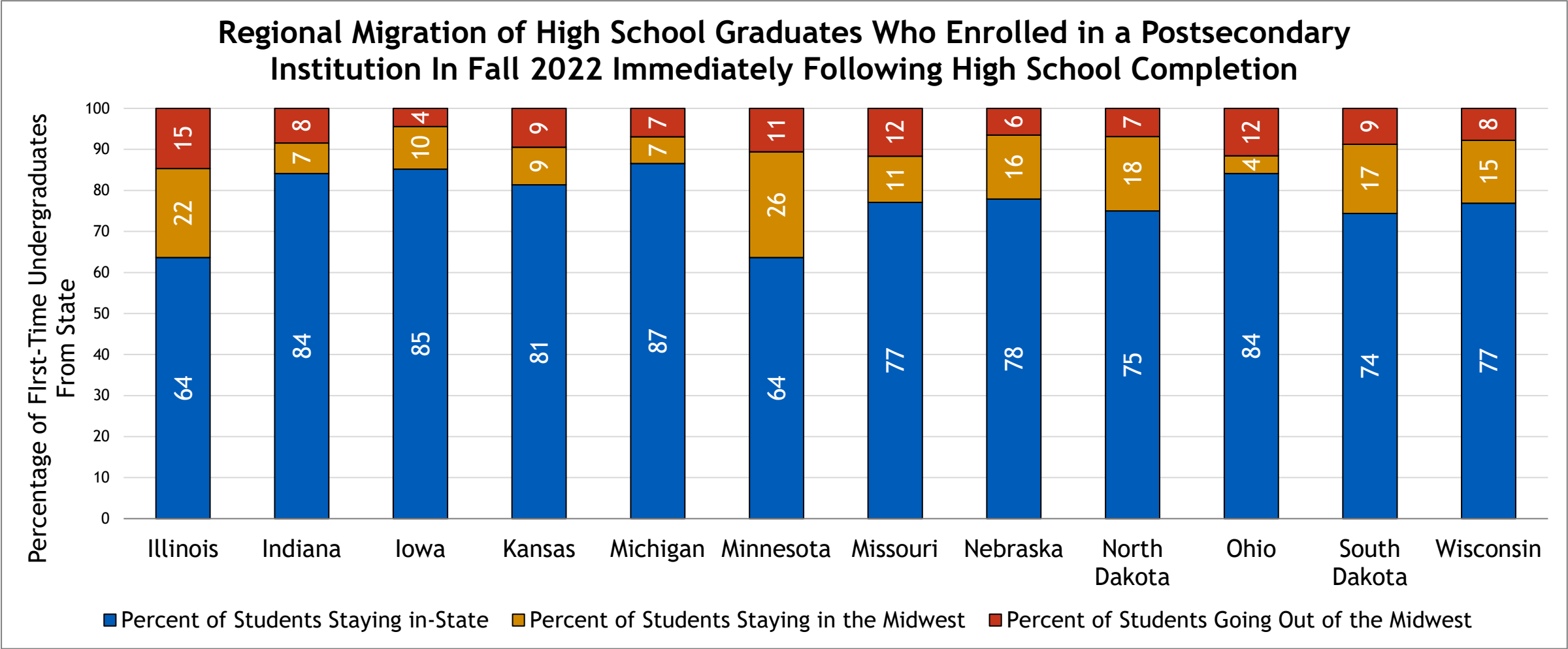
Source. NCES IPEDS. (2023). *12-month enrollment*. Carnegie Classification was used to classify institutions. Institutions with mixed categories were classified according to their distribution of associate and bachelor’s degrees awarded. Tribal colleges and universities are excluded. Categorizations may change over time.

MIGRATION: More students migrate into Iowa than migrate out.



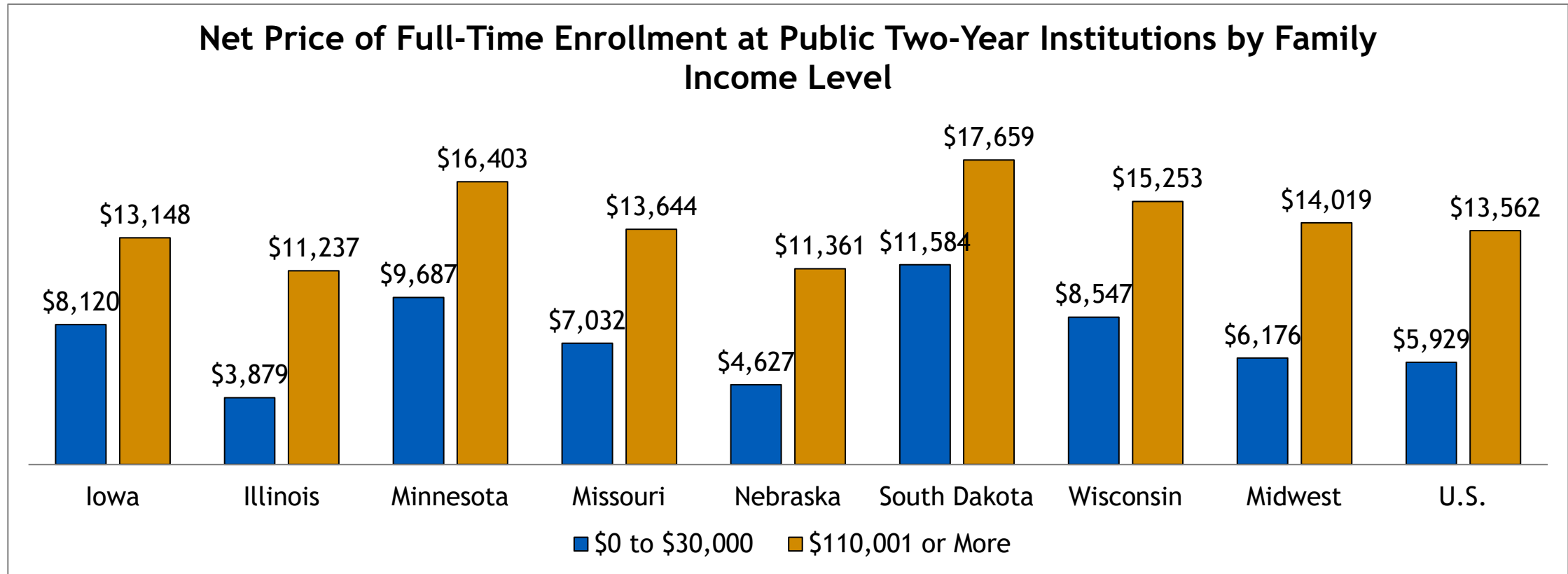
Source. NCES IPEDS. (2022). *Fall enrollment*.

ENROLLMENT LOCATION: Of first-time college students from Iowa in 2022, 85 percent enrolled in state, 10 percent enrolled elsewhere in Midwest, and 4 percent enrolled outside the Midwest.



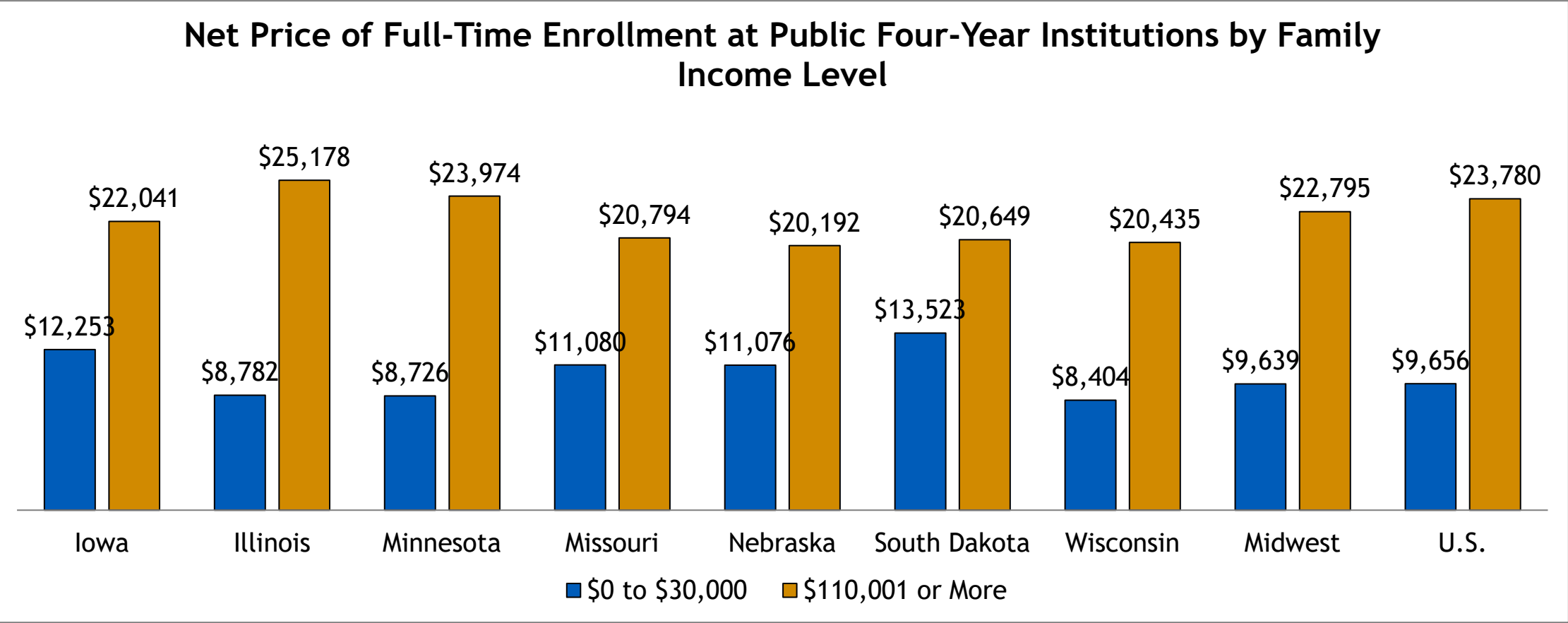
Source. NCES IPEDS. (2022). *Fall enrollment*.

TWO-YEAR COLLEGE PRICE: Average net price for low-income students at two-year Iowa public institutions is higher than Midwest and national averages, but lower than Minnesota, South Dakota, and Wisconsin.



Source. NCES IPEDS. (2023). *Net price*. Estimates are weighted by income group of first-time/full-time students. Total price of attendance includes in-district tuition, fees, room, board, books, supplies, transportation, and other designated costs. Carnegie Classification was used to classify institutions. Institutions with mixed categories were classified according to their distribution of associate and bachelor's degrees awarded. Tribal colleges are excluded.

FOUR-YEAR COLLEGE PRICE: Average net price for low-income students at Iowa public four-year institutions is higher than Midwest and national averages and higher than Illinois, Minnesota, Missouri, Nebraska, and Wisconsin.



Source. NCES IPEDS. (2023). *Net price*. Estimates are weighted by income group of first-time/full-time students. Total price of attendance includes in-state tuition, fees, room, board, books, supplies, transportation, and other designated costs. Carnegie Classification was used to classify institutions. Institutions with mixed categories were classified according to their distribution of associate and bachelor’s degrees awarded. Tribal colleges and universities are excluded.

Policy & Research and Resources

- [MHEC Strategic Plan 2022-2025](https://www.mhec.org/resources/strategic-plan-2022-2025)
<https://www.mhec.org/resources/strategic-plan-2022-2025>
- [MHEC Interactive Dashboard](http://mhec.org/dashboard)
<http://mhec.org/dashboard>
- [2023-24 MHEC Cost Savings](https://www.mhec.org/resources/2023-24-mhec-cost-savings)
<https://www.mhec.org/resources/2023-24-mhec-cost-savings>
- [Iowa-specific Information](http://mhec.org/states/iowa)
Iowa State Highlights, State Performance Update, Higher Education in Focus Report
<http://mhec.org/states/iowa>
- [OER Iowa: State Update](https://www.mhec.org/resources/oer-iowa-state-update)
<https://www.mhec.org/resources/oer-iowa-state-update>

