

2024 South Dakota State Visit

Midwestern Higher Education Compact
(MHEC)

Susan Heegaard

President

susanh@mhec.org

Rob Trembath

COO & General Counsel

robt@mhec.org

South Dakota Commissioners



**Michael
Cartney**

President
Emeritus, Lake
Area Technical
College



**Sen. Steve
Kolbeck**

Vice Chair, Senate
Education Committee
SD Legislature



**Nathan
Lukkes**

Executive
Director & CEO
SD Board of
Regents



**Larry
Tidemann**

Governor's
Designee



**Rep. Tyler
Tordsen**

Member, House
Education Committee
SD Legislature



**Rep. Erin
Healy**

Alternate
Assistant Minority
Leader, SD Legislature



**Sen.
Reynold
Nesiba**

Alternate
Minority Leader
SD Legislature

MHEC Background

- Legislatively created in 1991 through Council of State Governments, Midwest Legislative Conference
- 12 states, Midwest census region
- One of four regional higher education compacts (MHEC, WICHE, SREB, NEBHE)
- Governed by 60 commissioners and alternates
- South Dakota joined March 13, 2008
- MHEC's annual state commitment is \$115,000, lowest of the compacts

What value do we provide to South Dakota?

What is the ROI?

- **Cost Savings Contracts and Programs** - Technology (hardware, software and services)
- **Policy Related Programs** - Dual Enrollment, Open Educational Resources (OER), Credentials and Learner Records
- **Research** - Reporting regularly on data trends informed by you as well as specific requests, interactive dashboard
- **Convening Opportunities** - Bringing together legislative, executive branch as well as higher education leaders to problem solve and share ideas
- **Other Opportunities** - MHECcare student health solutions (fully insured school-sponsored plans and virtual mental health services) and property insurance programs in development

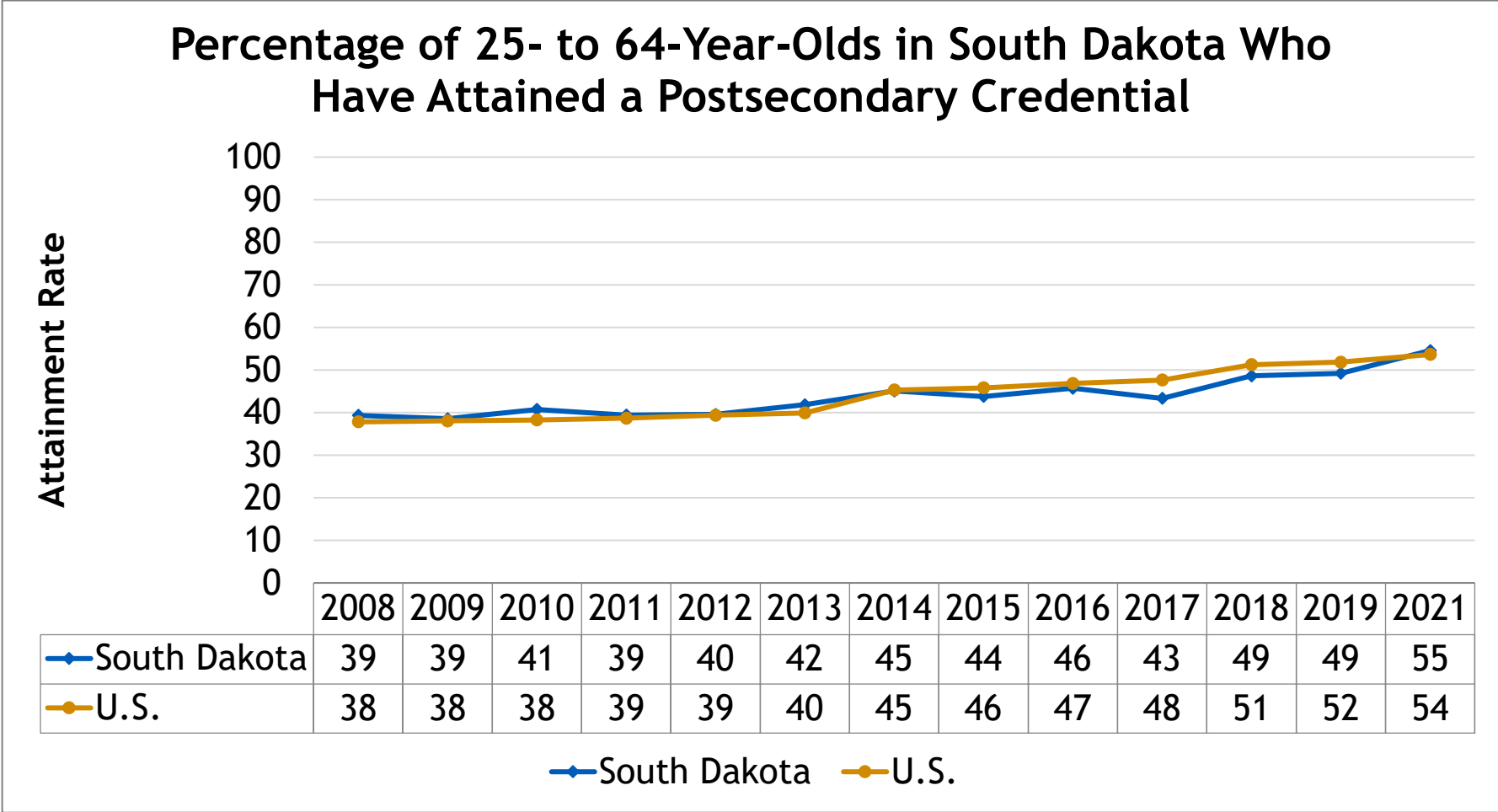
FY23 Cost Savings for South Dakota

- Three-fold return on South Dakota's annual compact membership commitment of \$115,000
- South Dakota entities realized more than \$354,880 in cost savings through MHEC's contracts and programs
- Purchased over \$3.94M in technology hardware, software, and services

Policy Resources <https://www.mhec.org/policy-research>

- [Open Educational Resources](https://www.mhec.org/oer) <https://www.mhec.org/oer>
OER State Action Team: representatives from public and private universities and colleges
- [Credentialing and Learner Records](https://www.mhec.org/mcta) <https://www.mhec.org/mcta>
MHEC brings states together to discuss and recommend initiatives related to the complex and evolving landscape of credentials and learner records.
- [NC-SARA](https://nc-sara.org) <https://nc-sara.org>
A regional approach to authorizing states and institutions to regulate, approve, and oversee the delivery of interstate online education. South Dakota participation through WICHE.
- Reciprocity and [MSEP](https://www.mhec.org/msep) <https://www.mhec.org/msep>

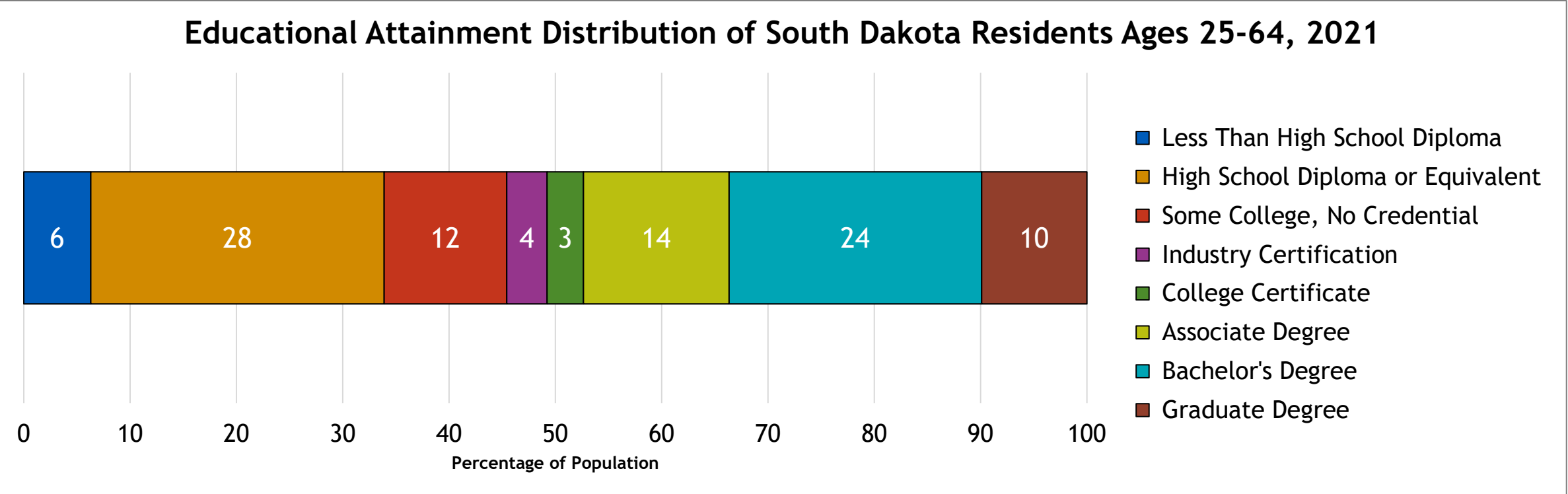
About 55% of adults in South Dakota have a postsecondary certificate or higher, compared to 54% nationally.



Source. Lumina Foundation. (2024). *A stronger nation*. Note. Since 2014, the attainment estimate includes postsecondary certificates. Since 2018, the attainment estimate includes industry-recognized certifications. Estimates for 2020 are not available due to sampling problems that occurred during the 2020 administration of the American Community Survey.

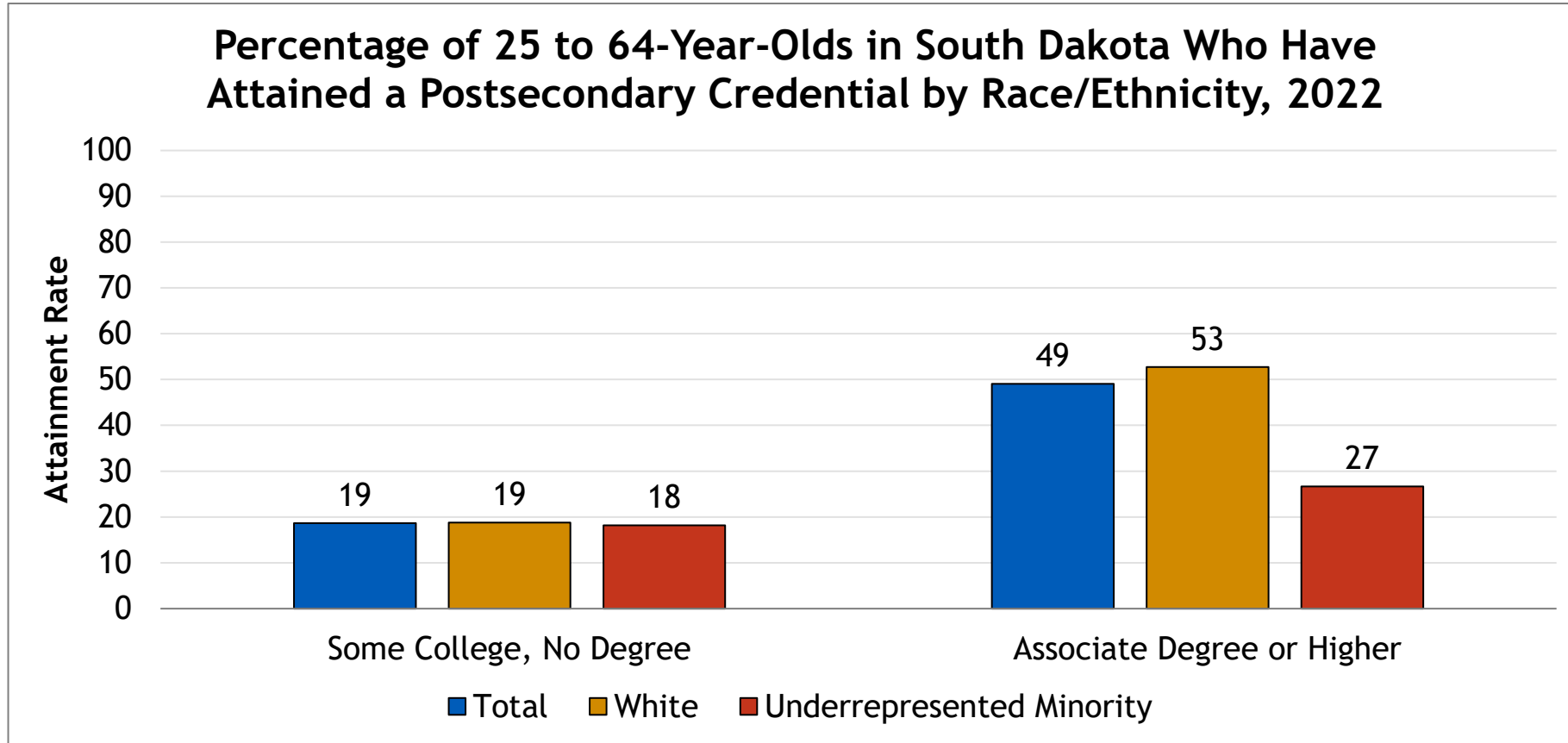


South Dakota residents have attained various levels of postsecondary education, spanning from industry certifications and college certificates to bachelor's and graduate degrees.



Source. Lumina Foundation. (2024). *A stronger nation*.

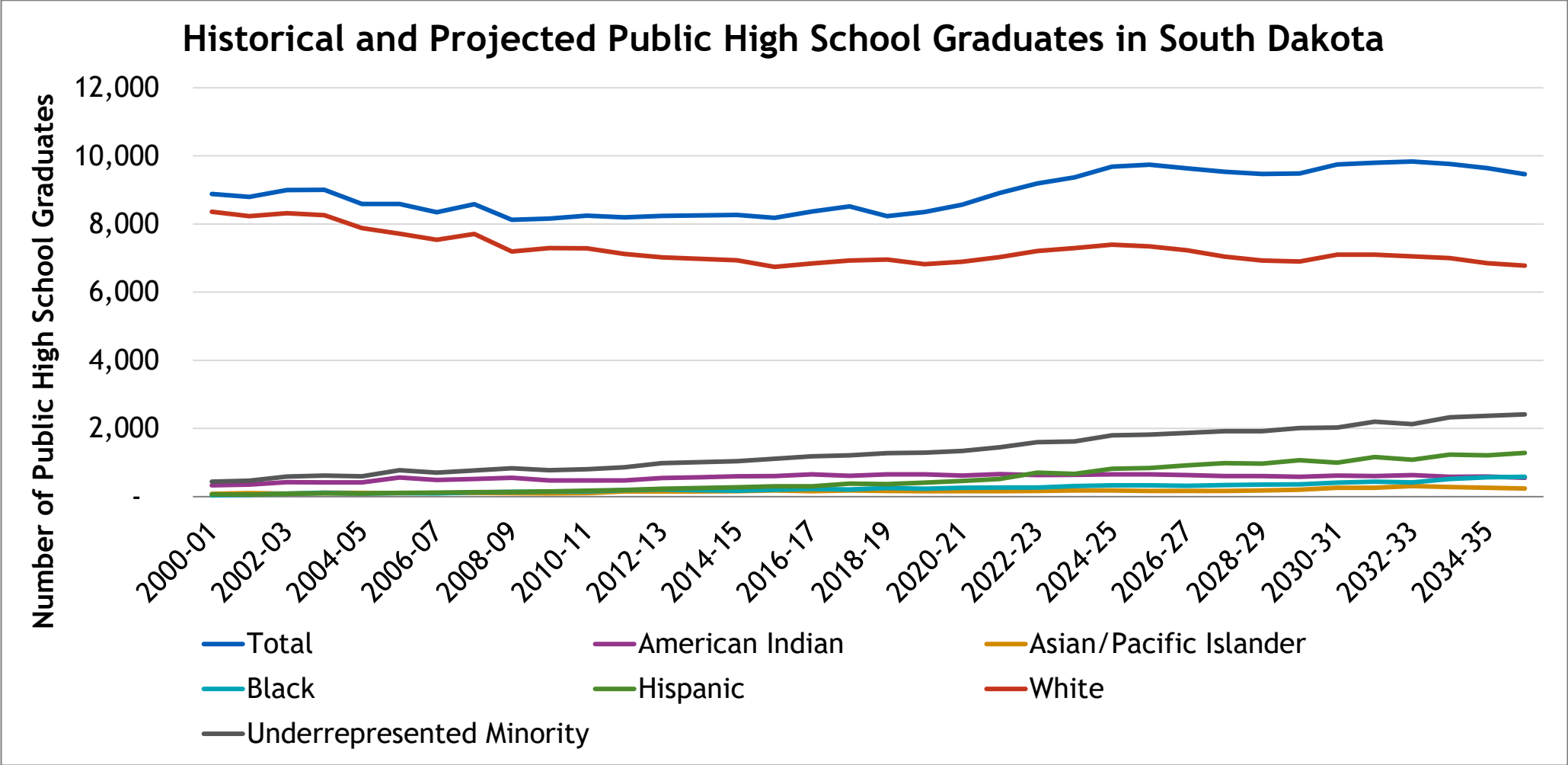
There is a 26-point gap in the percentage of adults with an associate degree or higher between underrepresented minority adults as a group (American Indian, Black, Hispanic, and Pacific Islander) and White adults in South Dakota.



Source. U.S. Census Bureau. (2022). *American Community Survey 1-year estimates*.

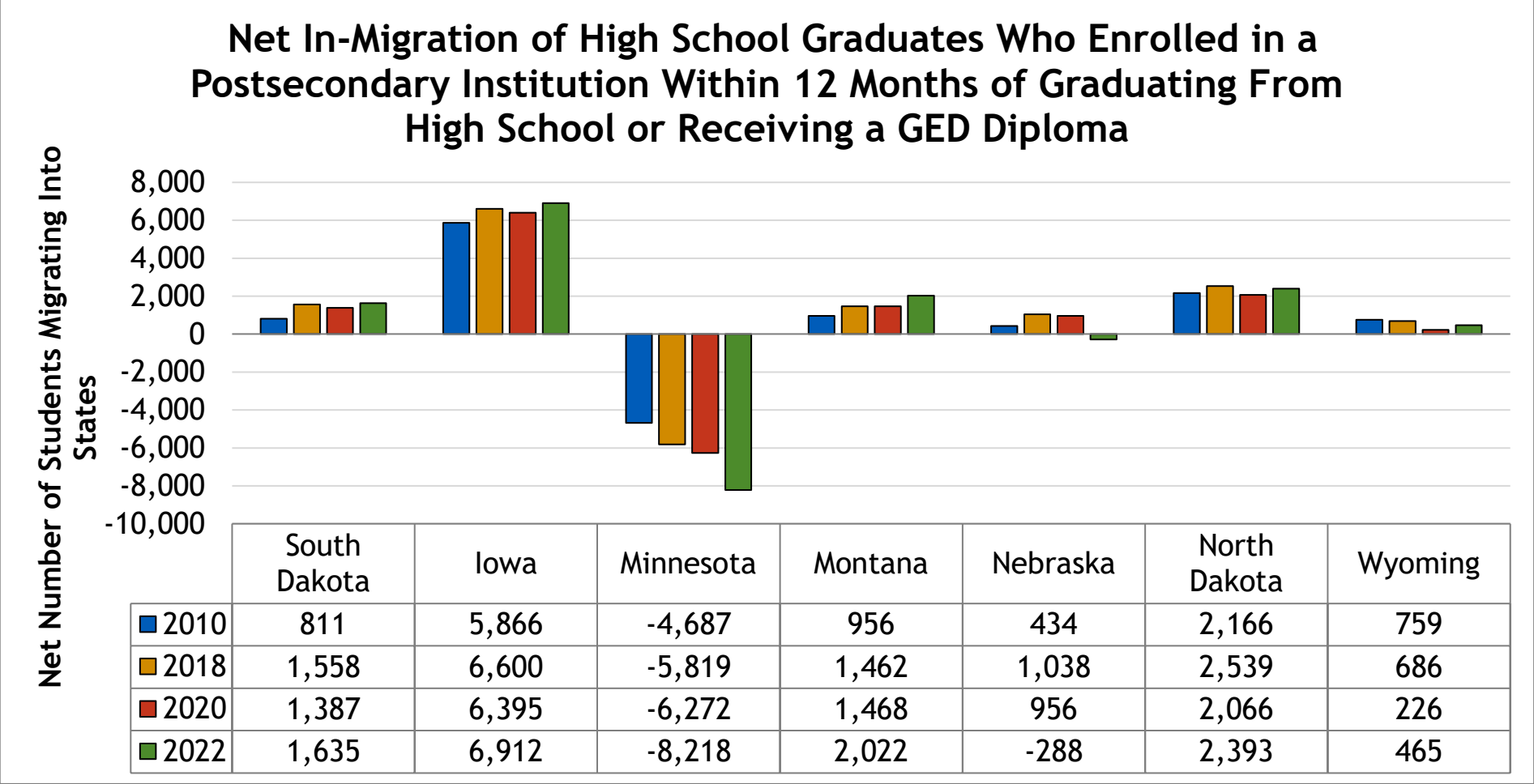
Note. Some estimates are unavailable due to small sample sizes. College certificates are included within the “some college, no degree” category. Some Asian subgroups are underrepresented in higher education (e.g., Hmong) but cannot be separated from the Asian category.

The total number of high school graduates is projected to drop between 2026 and 2030 (and again in 2033), though the number of underrepresented minority high school graduates is projected to increase in South Dakota.



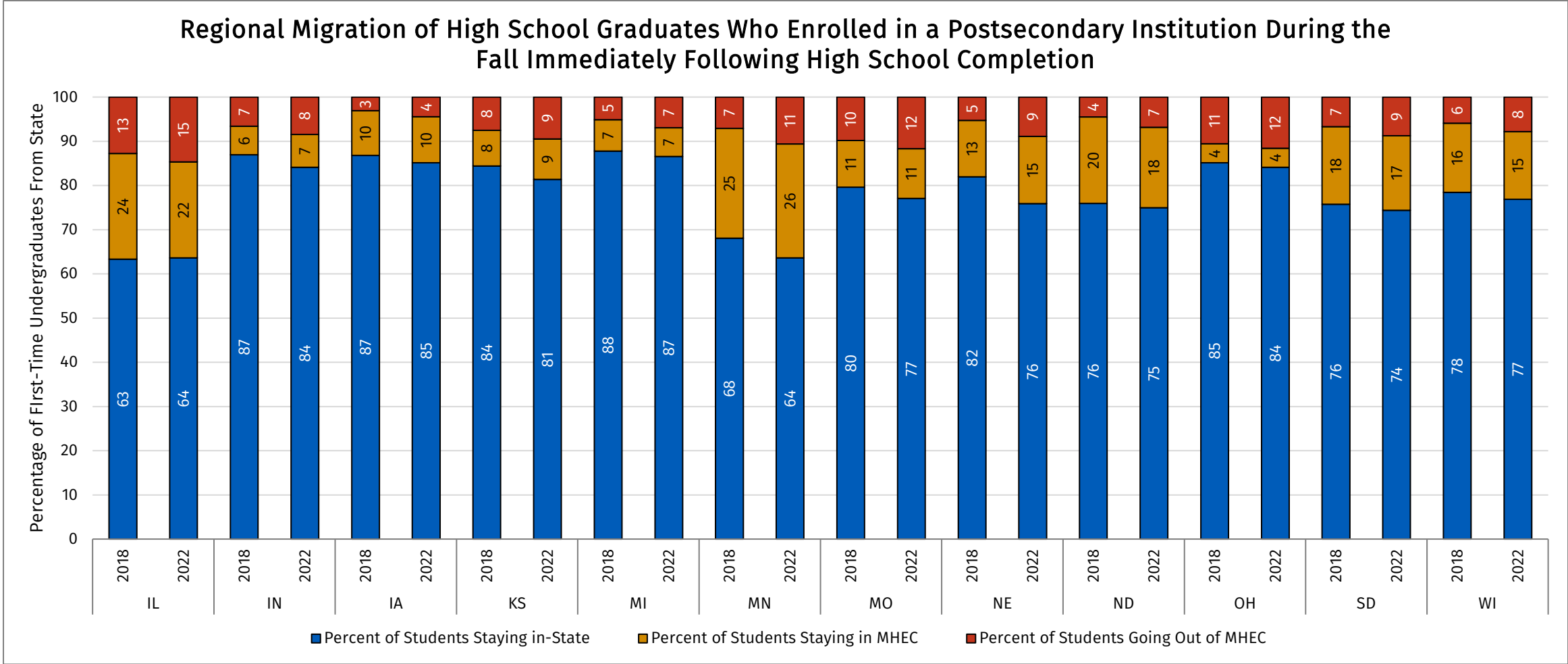
Source. WICHE. (2020). *Knocking at the college door*.

More students migrate into South Dakota than the number that migrate out. South Dakota and most of its border states have had positive net in-migration.



Source. NCES IPEDS. (2022). Fall enrollment.

About 74 percent of South Dakota first-time students enrolled at an in-state college in 2022, compared to 17 percent who attended an out-of-state college within the Midwest, and 9 percent of South Dakota residents who attended an out-of-state college outside of the Midwest.



Source. NCES IPEDS. (2022). *Fall enrollment*.

Undergraduate enrollment has remained fairly stable at public two-year institutions in South Dakota since 2014, compared to a sharper enrollment decline at public four-year institutions.

Full-Time Equivalent Undergraduate Enrollment at South Dakota Public Institutions

	2010-11	2011-12	2012-13	2013-14	2014-15	2015-16	2016-17	2017-18	2018-19	2019-20	2020-21	2021-22
Public Two-Year Institutions	6,385	6,197	6,351	6,189	5,877	5,800	5,960	5,948	5,911	5,921	5,843	5,821
Public Four-Year Institutions	23,980	24,185	24,173	24,223	24,614	24,179	24,049	23,991	23,213	22,572	21,841	21,086

Source. NCES IPEDS. (2022). *12-month enrollment*. Carnegie Classification was used to classify institutions. Institutions with mixed categories were classified according to their distribution of associate and bachelor’s degrees awarded. Categorizations may change over time.

After adjusting for inflation, tuition and fees at South Dakota public two-year institutions decreased in 2023-24 since the prior year but remain higher than the Midwest and national averages.

Inflation-Adjusted Average Tuition and Fees at Public Two-Year Institutions

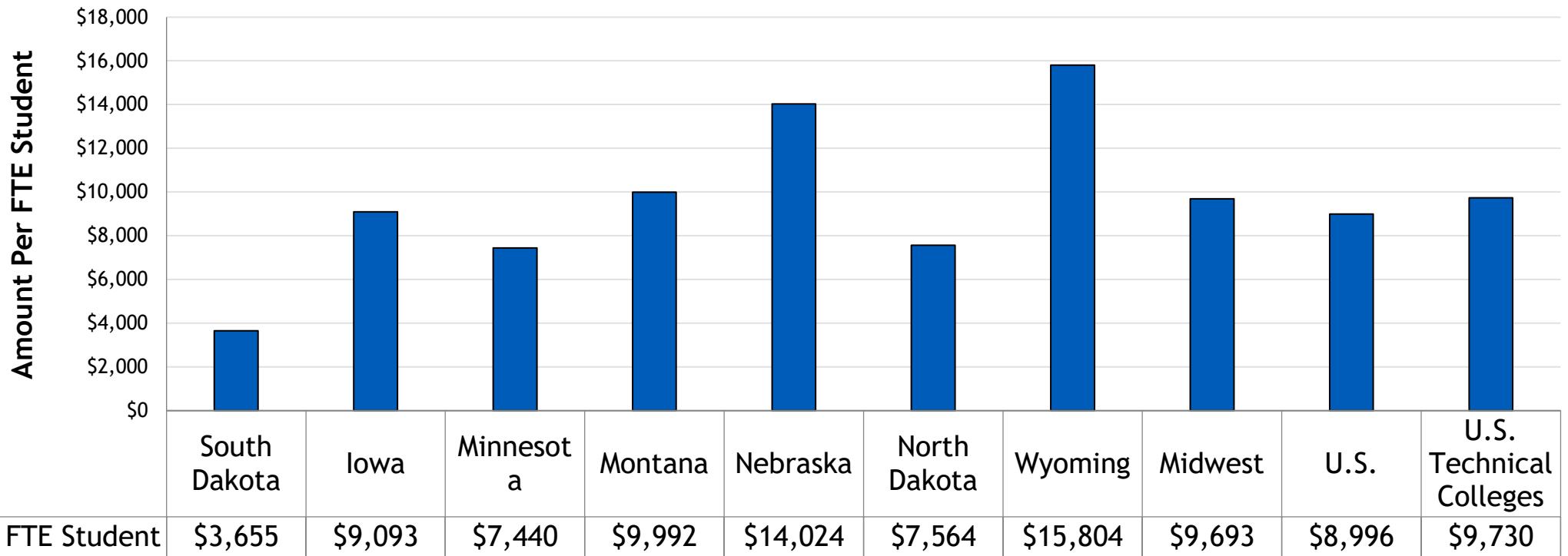
	2007-08	2009-10	2011-12	2013-14	2015-16	2017-18	2019-20	2021-22	2023-24
South Dakota	\$5,304	\$6,150	\$6,720	\$7,274	\$7,920	\$8,185	\$8,362	\$8,168	\$7,291
Iowa	\$4,913	\$5,276	\$5,589	\$5,760	\$6,111	\$6,326	\$6,557	\$6,530	\$6,290
Minnesota	\$6,558	\$6,755	\$7,017	\$7,054	\$6,955	\$6,800	\$6,704	\$6,659	\$6,158
Montana	\$4,086	\$4,245	\$4,152	\$4,161	\$4,193	\$4,541	\$4,559	\$4,443	\$4,112
Nebraska	\$3,179	\$3,270	\$3,387	\$3,513	\$3,734	\$3,855	\$3,916	\$3,847	\$3,551
North Dakota	\$5,096	\$5,528	\$5,338	\$5,389	\$5,686	\$5,739	\$5,997	\$6,175	\$5,644
Wyoming	\$2,835	\$3,085	\$3,164	\$3,420	\$3,588	\$3,992	\$4,994	\$5,143	\$4,614
Midwest	\$4,422	\$4,652	\$4,879	\$5,097	\$5,386	\$5,461	\$5,555	\$5,511	\$5,137
U.S.	\$4,015	\$4,294	\$4,632	\$4,878	\$5,136	\$5,284	\$5,369	\$5,226	\$4,831

Source. College Board. (2023). *Tuition and fees*.

Note. Estimates have been adjusted for inflation. Estimates are weighted by full-time undergraduate enrollment. Midwest and U.S. estimates are unweighted.

South Dakota's appropriations per FTE student at public two-year institutions are below the Midwest and national benchmarks.

State and Local Appropriations Relative to Educational Expenditures Per FTE Student at Public Two-Year Institutions



Source. NCES IPEDS. (2022). *Finance. 12-month enrollment.*

After adjusting for inflation, tuition and fees at South Dakota public four-year institutions decreased in 2023-24 and are below the Midwest and national averages.

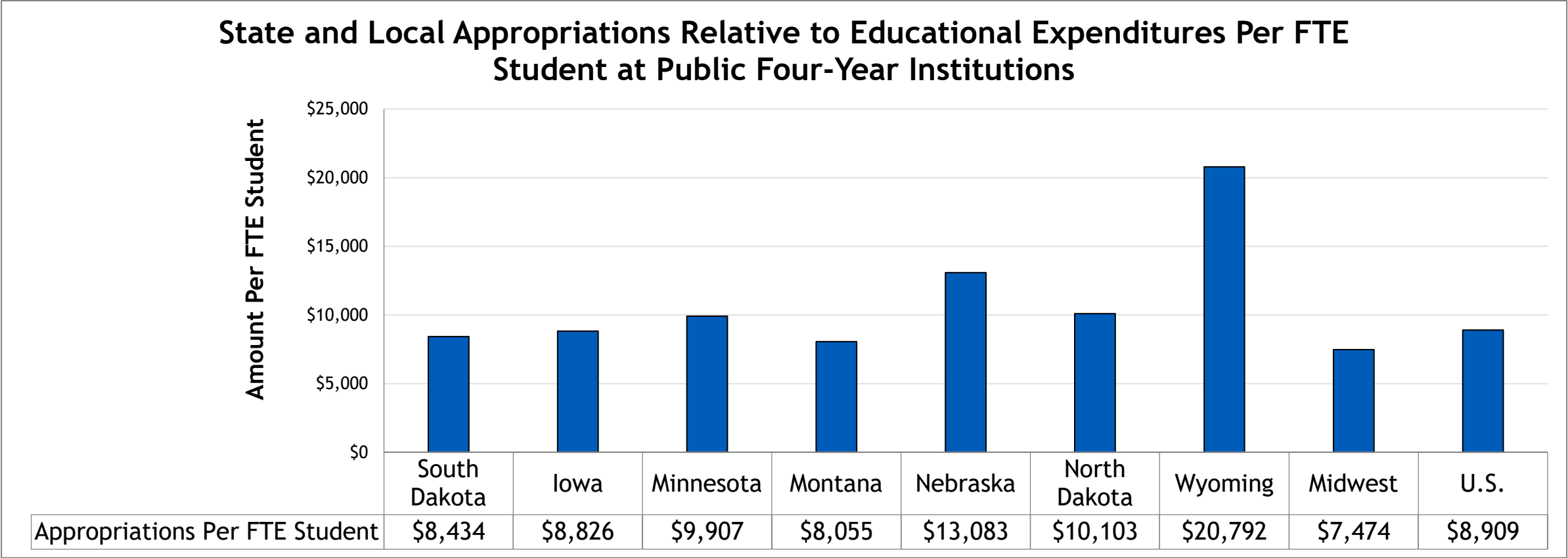
Inflation-Adjusted Average Tuition and Fees at Public Four-Year Institutions

	2007-08	2009-10	2011-12	2013-14	2015-16	2017-18	2019-20	2021-22	2023-24
South Dakota	\$7,881	\$8,597	\$9,236	\$10,035	\$10,393	\$10,530	\$10,748	\$10,491	\$9,121
Iowa	\$9,171	\$9,568	\$10,281	\$10,289	\$10,164	\$10,929	\$11,207	\$10,911	\$10,567
Minnesota	\$11,502	\$12,527	\$13,620	\$13,737	\$13,976	\$14,148	\$14,213	\$14,051	\$13,377
Montana	\$7,820	\$7,819	\$7,996	\$8,173	\$8,195	\$8,621	\$8,622	\$8,199	\$7,863
Nebraska	\$8,232	\$8,887	\$9,389	\$9,603	\$9,817	\$10,343	\$10,461	\$10,262	\$9,352
North Dakota	\$8,559	\$9,031	\$9,328	\$9,549	\$9,919	\$10,218	\$11,091	\$11,387	\$10,419
Wyoming	\$5,242	\$5,311	\$5,608	\$5,782	\$6,311	\$6,513	\$6,676	\$6,882	\$6,698
Midwest	\$10,163	\$10,824	\$11,466	\$11,831	\$12,065	\$12,260	\$12,417	\$12,219	\$11,508
U.S.	\$9,122	\$9,984	\$10,990	\$11,498	\$12,024	\$12,377	\$12,553	\$12,268	\$11,431

Source. College Board. (2023). *Tuition and fees*.

Note. Estimates have been adjusted for inflation. Estimates are weighted by full-time undergraduate enrollment. Midwest and U.S. estimates are unweighted. Estimates include tribal colleges.

South Dakota’s appropriations per FTE student at public four-year institutions are above the Midwest benchmark and approximate the national benchmark.



Source. NCES IPEDS. (2022). *Finance. 12-month enrollment.*

A Variety of Scholarships in South Dakota Help Bring Down the Cost of College Enrollment

- Build Dakota Scholarship
- Critical Teaching Needs Scholarship
- Dakota Corps Scholarship
- Davis-Bahcall Scholars Program
- Hagen-Harvey Scholarship
- South Dakota Opportunity Scholarship
- US Senate Youth Program Scholarship
- US Presidential Scholars Program
- New Freedom Scholarship Program

Policy & Research and Resources

- [MHEC Strategic Plan 2022-2025](https://www.mhec.org/resources/strategic-plan-2022-2025)
<https://www.mhec.org/resources/strategic-plan-2022-2025>
- [MHEC Interactive Dashboard](http://mhec.org/dashboard)
<http://mhec.org/dashboard>
- [2022-23 MHEC Cost Savings](https://www.mhec.org/resources/2022-23-mhec-cost-savings)
<https://www.mhec.org/resources/2022-23-mhec-cost-savings>
- [South Dakota Highlights 2022-2023](https://www.mhec.org/resources/south-dakota-highlights-2022-2023)
<https://www.mhec.org/resources/south-dakota-highlights-2022-2023>
- [2023 State Performance Update-South Dakota](https://www.mhec.org/resources/2023-state-performance-update-south-dakota)
<https://www.mhec.org/resources/2023-state-performance-update-south-dakota>