

Tracking College Graduate Outcomes using U.S. Census Data

Jason Pontius

Iowa Board of Regents

MHEC Executive Committee Meeting, June 12, 2023

What does a college degree provide and is it worth the investment?

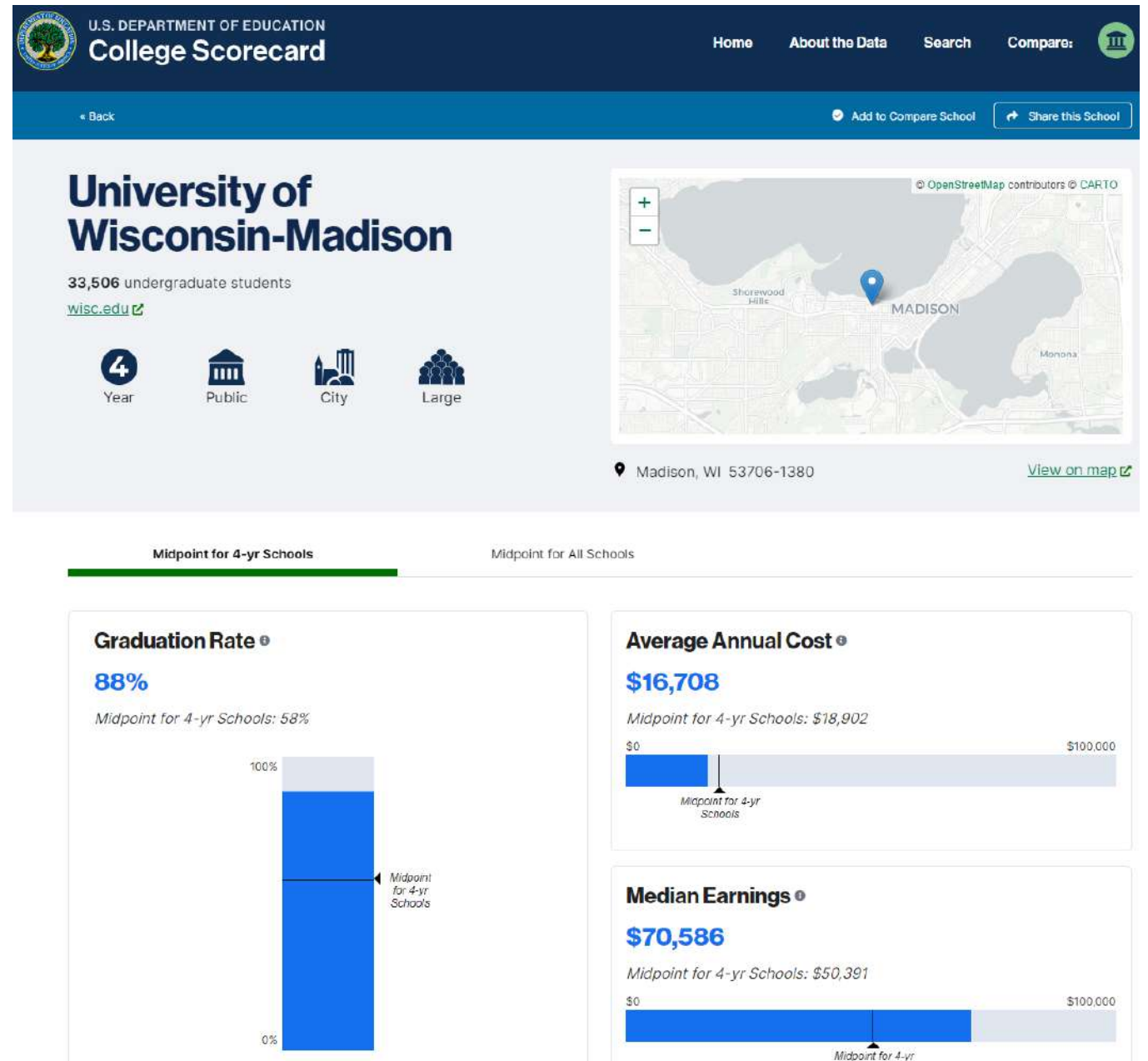
- College sticker prices continue to climb
- Students and parents want evidence that the time and expense of college will provide good returns
- States worry about investing in students who might leave
- Increasing pressure on colleges to report outcomes data (e.g., Iowa House File 135)

Existing option: Matching college graduates to state workforce data

- Unemployment Insurance (UI) wage data
- Does not include self-employed, stay at home parents, federal employees
- Industry but not occupation
- In-state only (wages and location)
- SSN required
- Lose control of data

Existing Option: U.S. Dept of Ed's College Scorecard

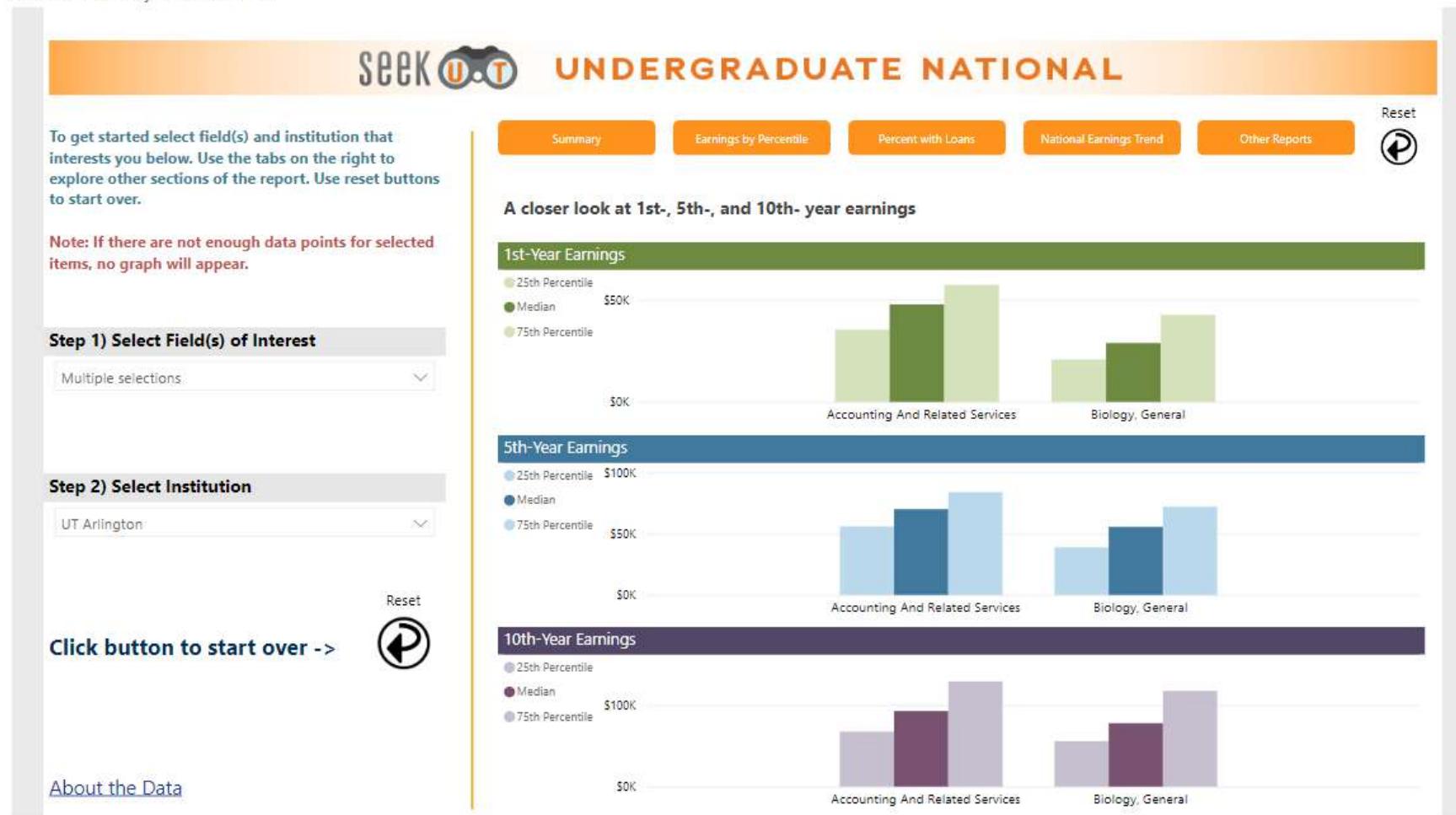
- IRS wage data
- Wages 1 year after graduation (added years 2, 3, 4 recently)
- Only for recipients of Title IV Federal financial aid (54.5%)
- Includes debt of graduates
- Data reported by colleges directly to the U.S. Department of Education
- Does not track graduate location
- Top down approach



**REAL GRADUATES****REAL EARNINGS****REALISTIC EXPECTATIONS**

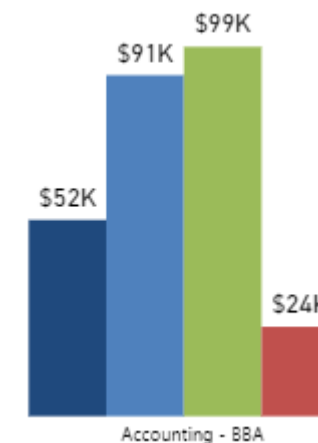
If you have trouble viewing this report, try turning off ad blockers.

Hit Shift+? for keyboard shortcuts.

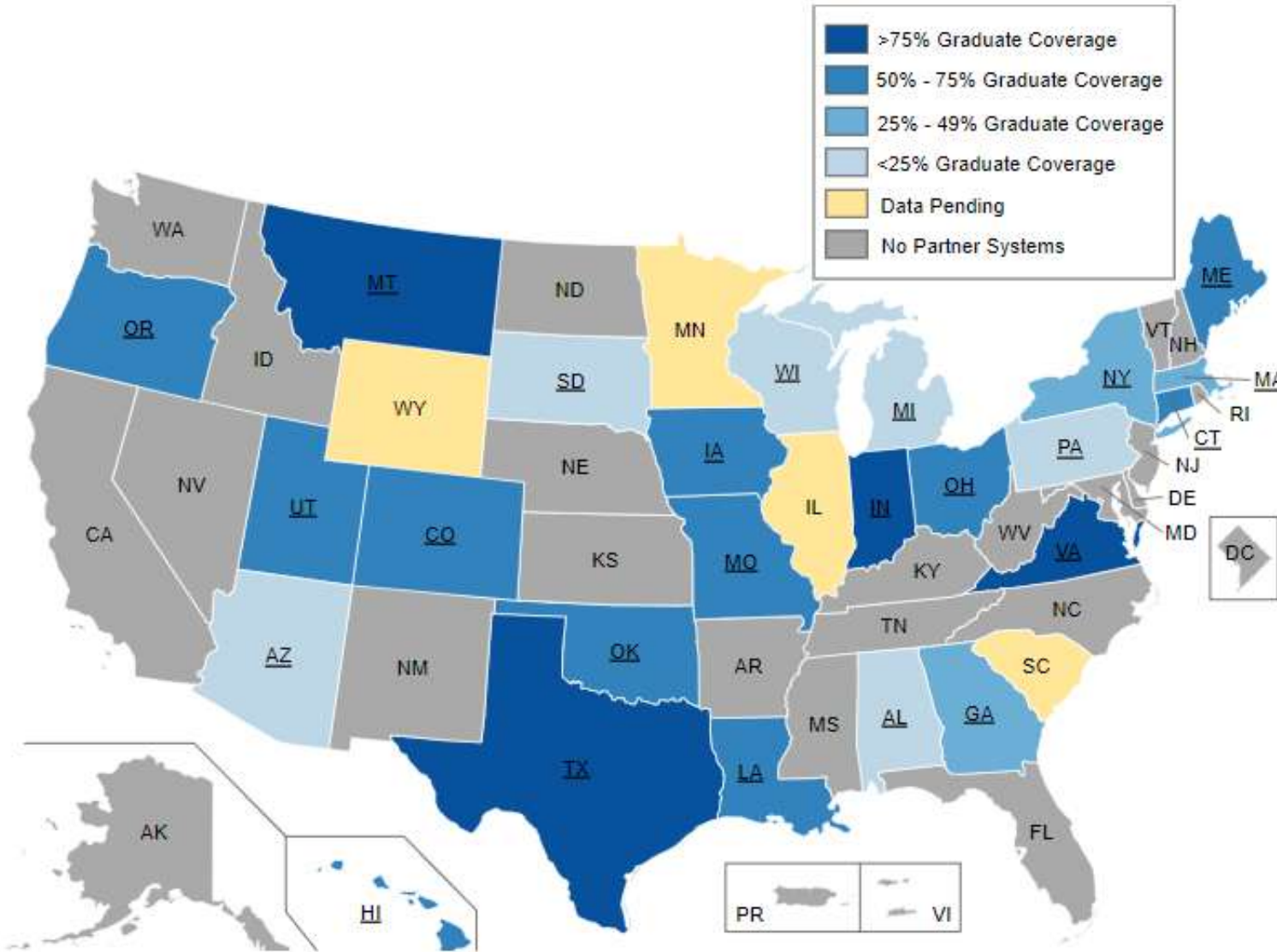


David Troutman

<https://seekut.utsystem.edu/>



US Census Post-Secondary Employment Outcomes Explorer (PSEO)



- National Unemployment Insurance wage data
- Wages 1, 5, & 10 years after graduation
- Does not include self-employed or less-than-full-time employed
- Adding IRS data soon
- Geographic regions where grads work
- Industries where graduates are employed
- Grassroots effort
- All matched data are public
- No cost



Post-Secondary Employment Outcomes Explorer

What is PSEO? Download Data Email Us Tutorial Help

Data Type

Earnings Flows

State

Colorado

Institution

University of Colorado Boulder

Degree Level

Baccalaureate

Graduation Cohort

All Cohorts

Compare Earnings by

Time Percent

Earnings-percentile Filter

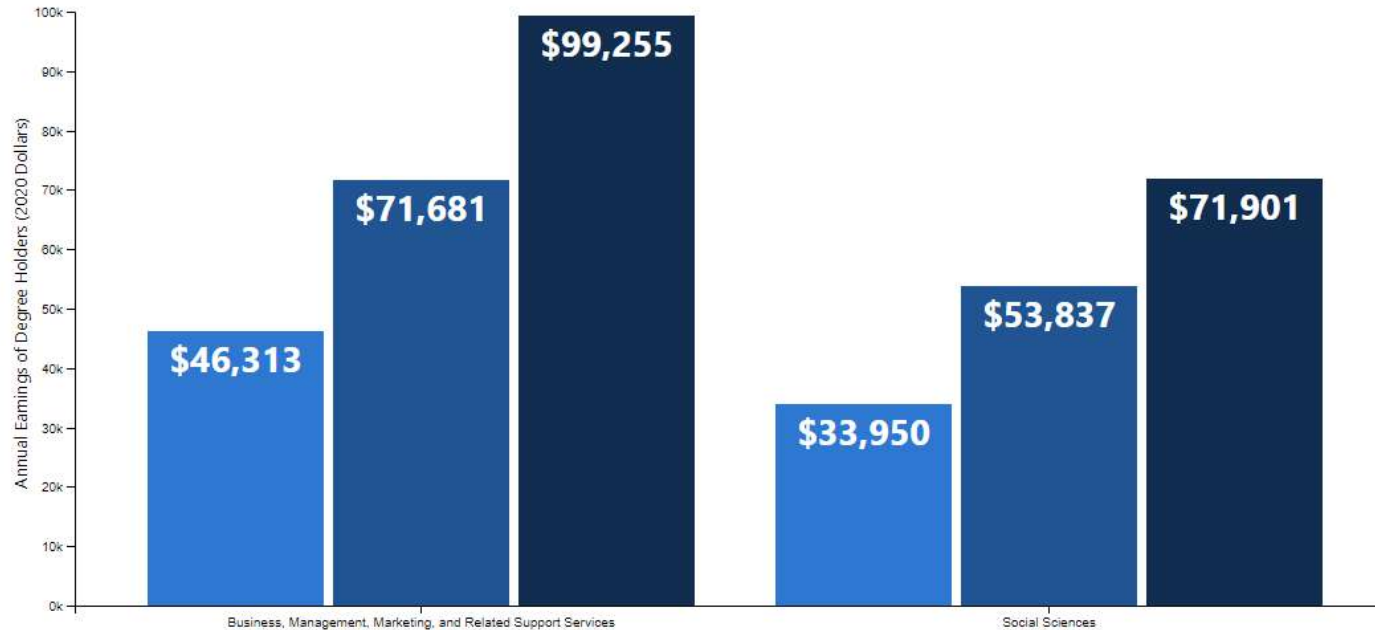
25 50 75

Legend

1 Years Postgrad

5 Years Postgrad

10 Years Postgrad



Program Specificity

General Detailed

Sort Program List by

Size Name

Clear Selected

Filter Degrees...

All Instructional Programs	Business, Management, Marketing, and Re...	Social Sciences	Engineering
Communication, Journalism, and Related P...	Biological and Biomedical Sciences	Psychology	Visual and Performing Arts
English Language and Literature/Letters	Foreign Languages, Literatures, and Lingui...	Architecture and Related Services	Multi/Interdisciplinary Studies
Natural Resources and Conservation	History	Computer and Information Sciences and S...	Physical Sciences
Mathematics and Statistics	Philosophy and Religious Studies	Area, Ethnic, Cultural, Gender, and Group ...	Health Professions and Related Programs
Liberal Arts and Sciences, General Studies ...	Parks, Recreation, Leisure, Fitness, and Ki...	Education	

Some cells are not available due to suppression.

https://lehd.ces.census.gov/data/pseo_experimental.html

Data Type

☒ Earnings
 ☐ Flows

State

Colorado ▾

Institution

University of Colorado Boulder ▾

Degree Level

Baccalaureate ▾

Graduation Cohort

All Cohorts ▾

Destination Flows

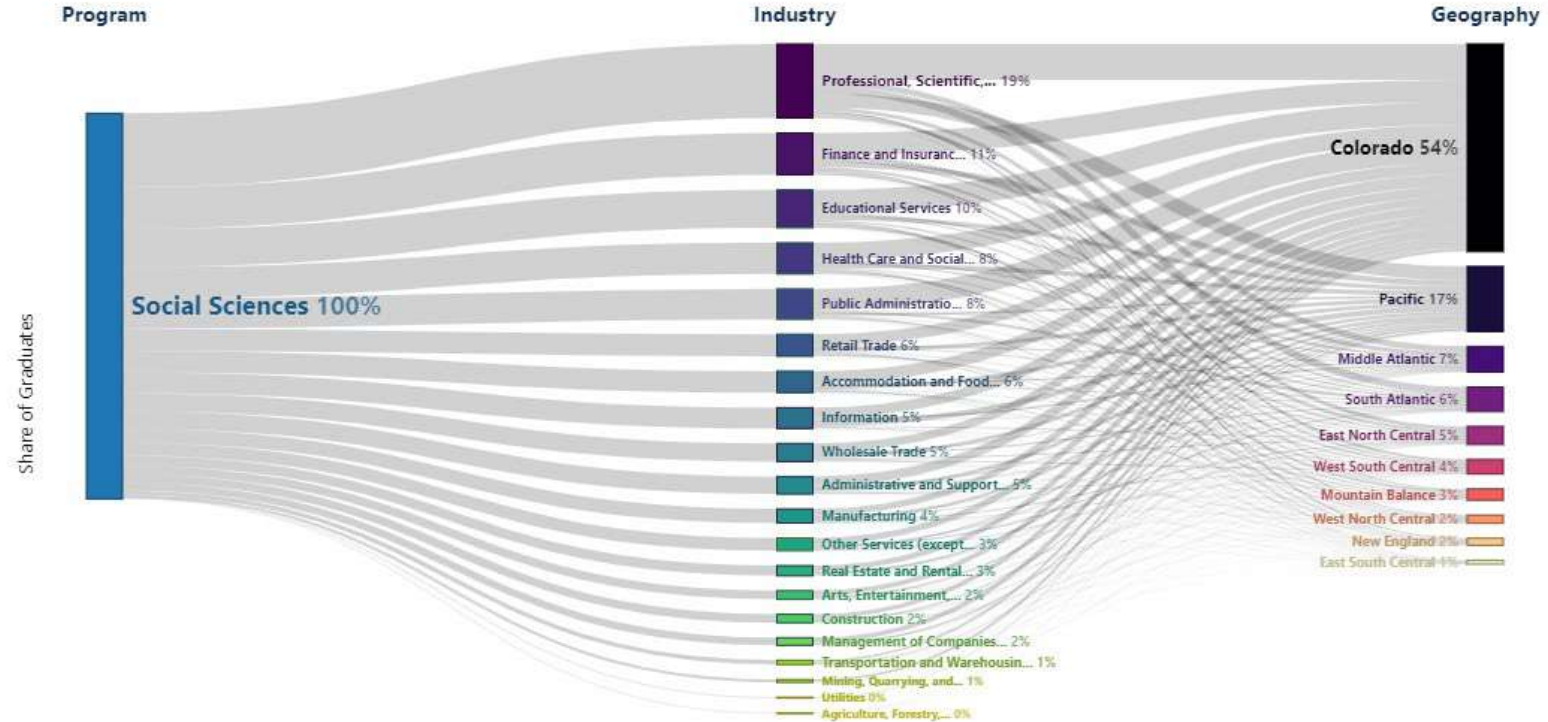
☒ Industry
 ☐ Geo

Years-postgrad Filter

☐ 1
 ☒ 5
 ☐ 10

Display

☒ # Count
 ☐ % Share



Program Specificity

☒ General
 ☐ Detailed

Sort Program List by

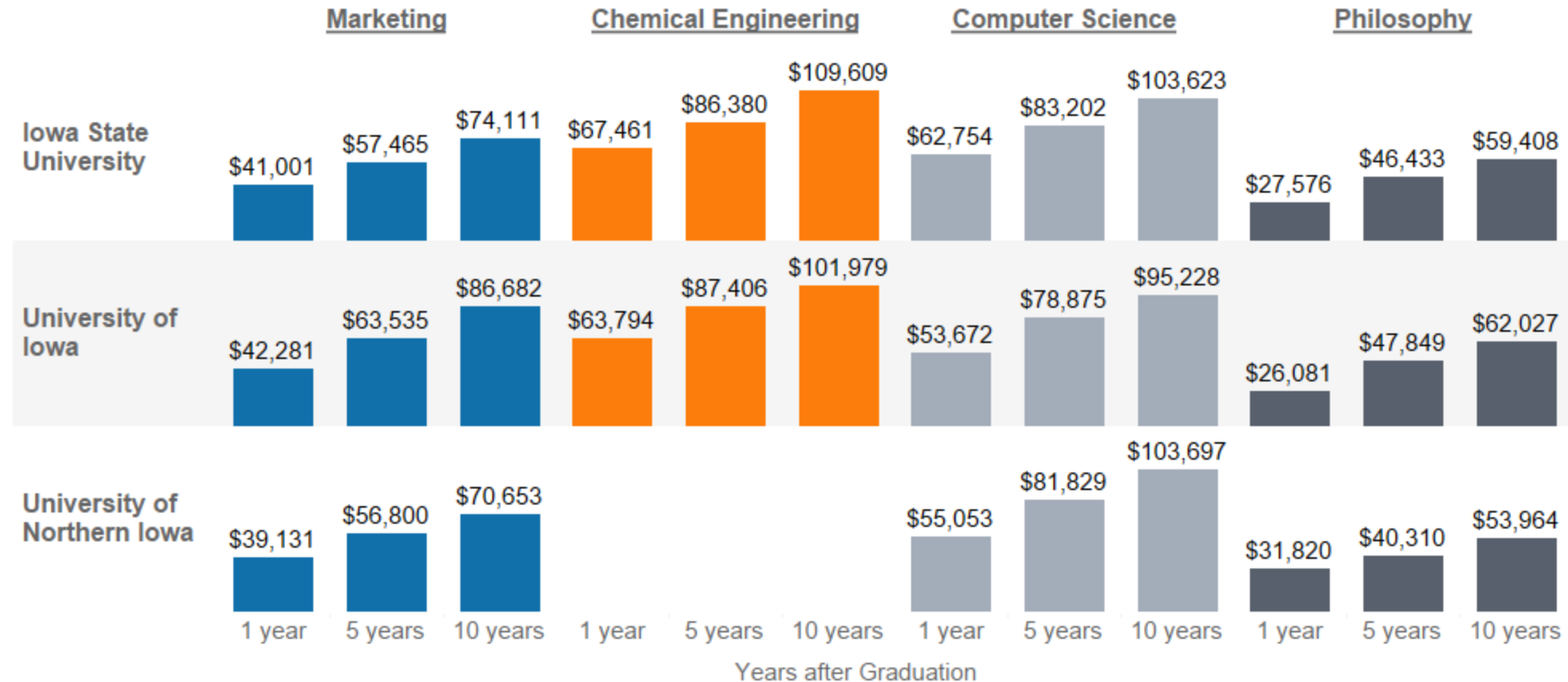
☒ Size
 ☐ Name

Filter Degrees...

All Other Instructional Programs	Business, Management, Marketing, and Related Programs	Social Sciences	Engineering
Communication, Journalism, and Related Programs	Biological and Biomedical Sciences	Psychology	Visual and Performing Arts
English Language and Literature/Letters	Foreign Languages, Literatures, and Linguistics	Architecture and Related Services	History
Multi/Interdisciplinary Studies	Natural Resources and Conservation	Computer and Information Sciences and Services	Physical Sciences
Mathematics and Statistics	Philosophy and Religious Studies	Area, Ethnic, Cultural, Gender, and Group Studies	Health Professions and Related Programs
Liberal Arts and Sciences, General Studies and Interdisciplinary Studies	Parks, Recreation, Leisure, Fitness, and Kinesiology	Education	

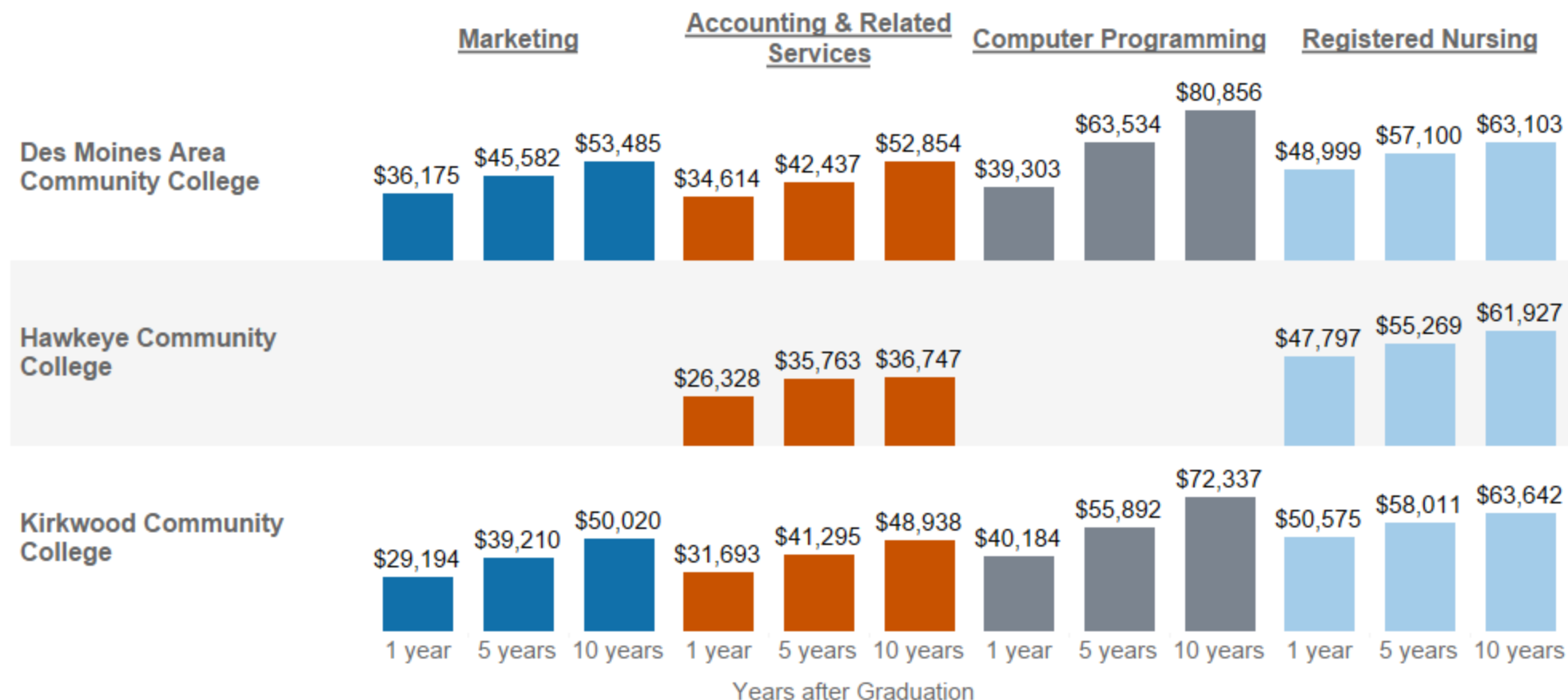
Some cells are not available due to suppression.

Iowa Graduates with **Bachelor's Degrees** have Good Jobs with Good Wages by Major



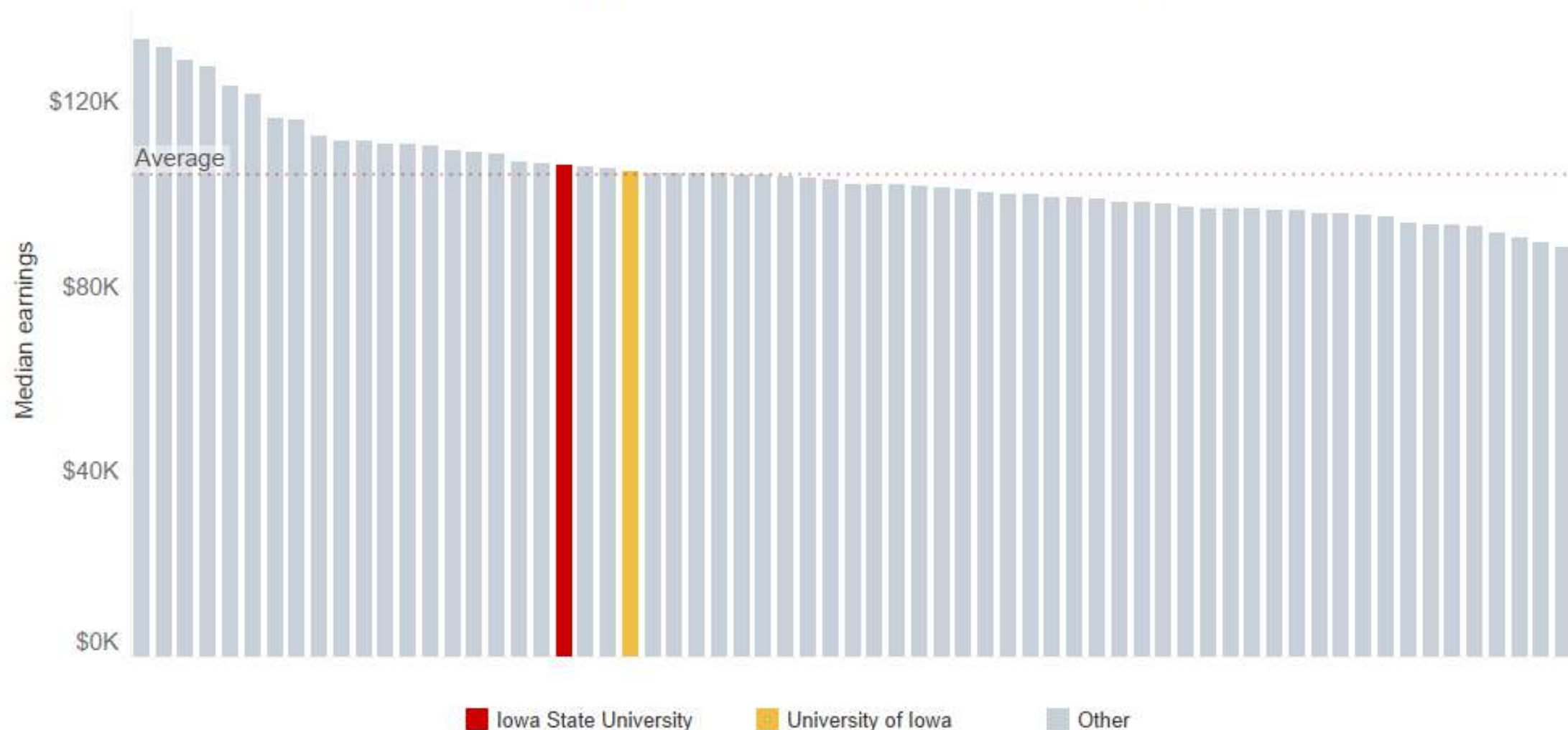
Source: January 2023 update of U.S. Census Bureau matching of Unemployment Insurance Wage data for 47 U.S. States (excluding Alaska, Arkansas, and Mississippi). All wages for full-time employed graduates making at least minimum wage and adjusted to 2020 dollars. Self-employed, stay at home parents, and public officials not shown. A good job is defined by the Georgetown Center for Education and Workforce as one paying a minimum of \$35,000 for workers between the ages of 25 and 44 and at least \$45,000 for workers between the ages of 45 and 64.

Iowa Graduates with **Associate Degrees** have Good Jobs with Good Wages by Major



Source: January 2023 update of U.S. Census Bureau matching of Unemployment Insurance Wage data for 47 U.S. States (excluding Alaska, Arkansas, and Mississippi). All wages for full-time employed graduates making at least minimum wage and adjusted to 2020 dollars. Self-employed, stay at home parents, and public officials not shown. A good job is defined by the Georgetown Center for Education and Workforce as one paying a minimum of \$35,000 for workers between the ages of 25 and 44 and at least \$45,000 for workers between the ages of 45 and 64.

Median Wages for Graduates with **Mechanical Engineering** Degrees for colleges participating in U.S. Census matching



Source: U.S. Census Bureau matching of Unemployment Insurance Wage data for 47 U.S. States (excluding Alaska, Arkansas, and Mississippi), January 2023 update. All wages for full-time employed graduates making at least minimum wage and adjusted to 2020 dollars. Self-employed, stay at home parents, and public officials not shown. Blank earnings indicate suppression due to small cell size.

Role of Geography in Wages

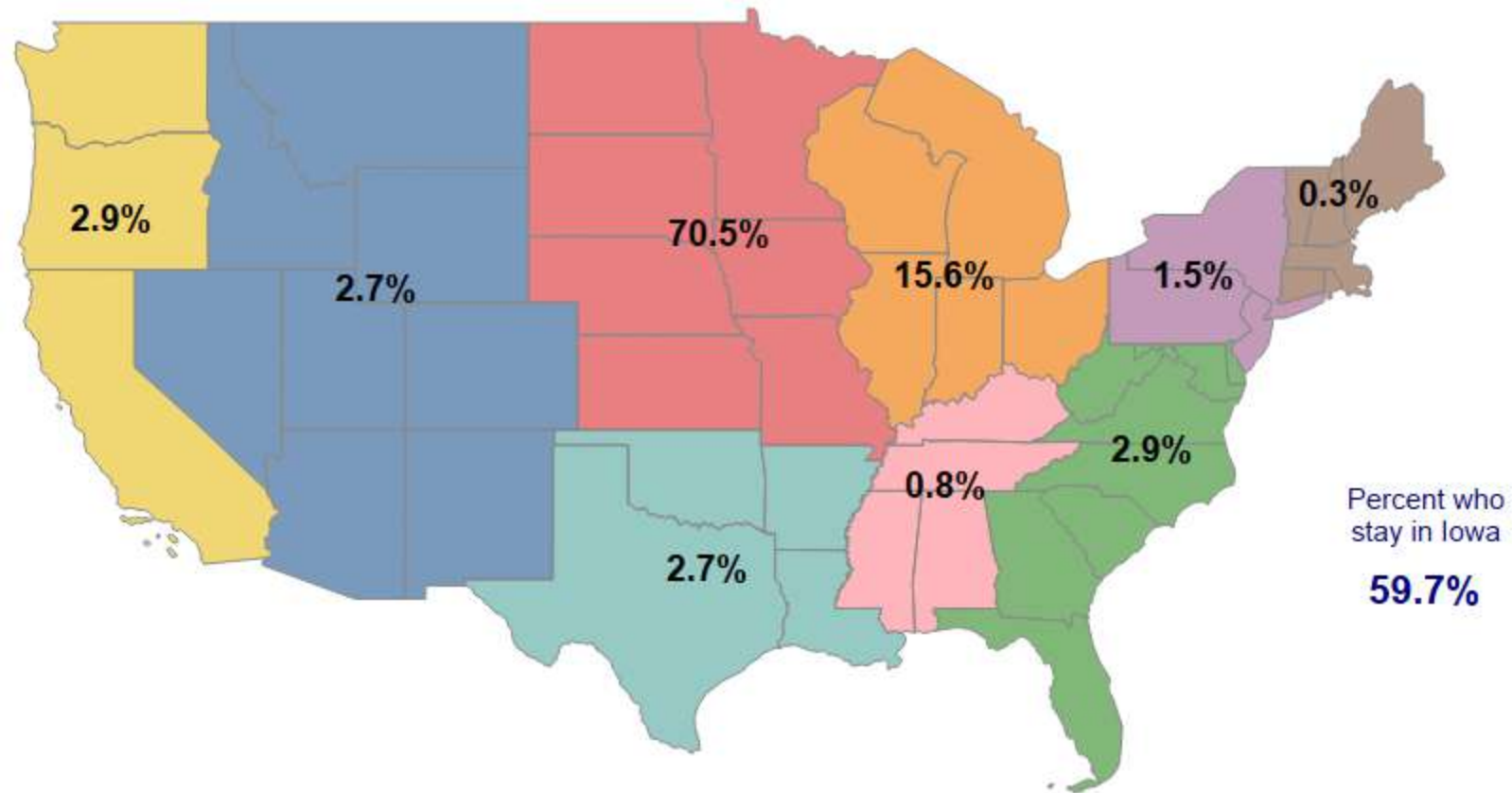
Top Mechanical Engineering Wages

Lamar University	\$133,571
Texas A&M University	\$131,834
University of Houston	\$129,040
Louisiana State University	\$127,788
University of Texas - Austin	\$123,510
University of Louisiana at Lafayette	\$121,804
Texas A&M University - Kingsville	\$116,405
Texas Tech University	\$116,252
Louisiana Tech University	\$112,620

Top Teacher Prep Wages

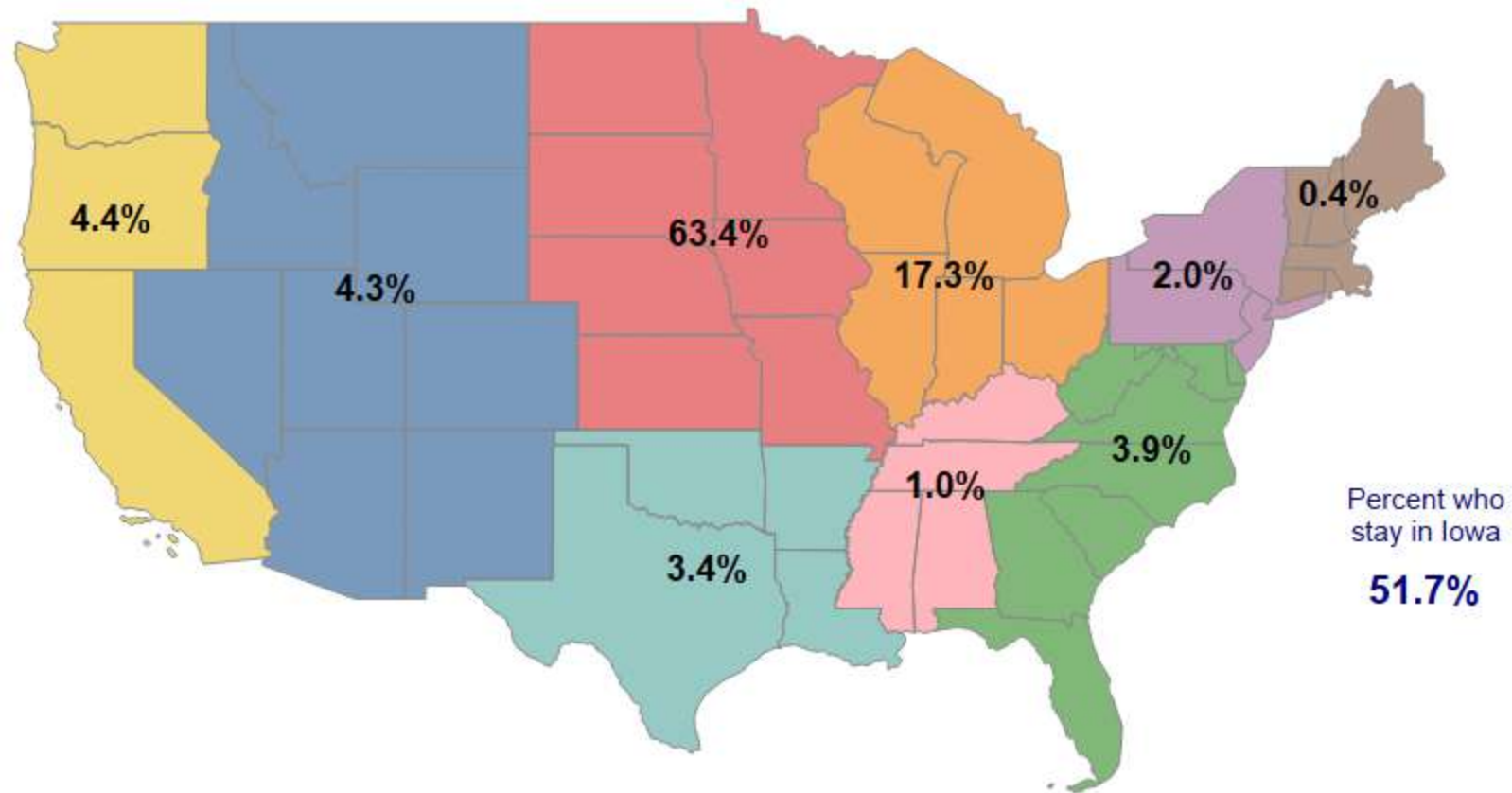
New York City College of Technology, CUNY	\$117,136
CUNY York College	\$103,669
CUNY Brooklyn College	\$98,949
CUNY Queens College	\$86,404
CUNY Hunter College	\$78,383
University of Virginia	\$77,935
Colorado State University	\$70,701
State University of New York at New Paltz	\$70,345
SUNY College at Old Westbury	\$70,160
Western Connecticut State University	\$69,189

Where do Iowa **Baccalaureate Degree** Recipients Work One Year after Graduation?



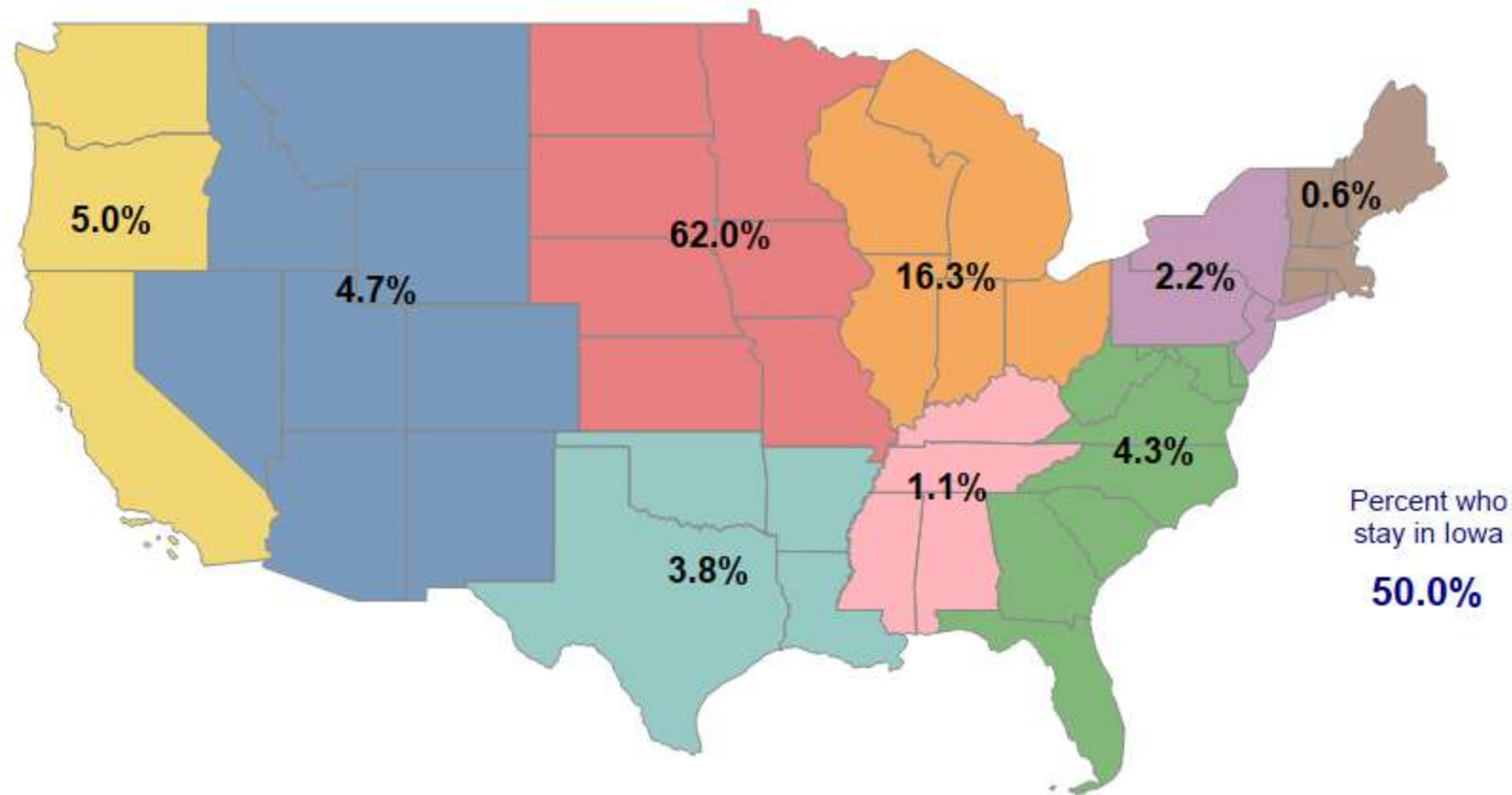
Source: January 2023 update of U.S. Census Bureau matching of Unemployment Insurance Wage data for 47 U.S. States (excluding Alaska, Arkansas, and Mississippi). Employment only for full-time employed graduates making at least minimum wage. Self-employed, stay at home parents, and public officials not shown.

Where do Iowa **Baccalaureate Degree** Recipients Work 5 Years after Graduation?



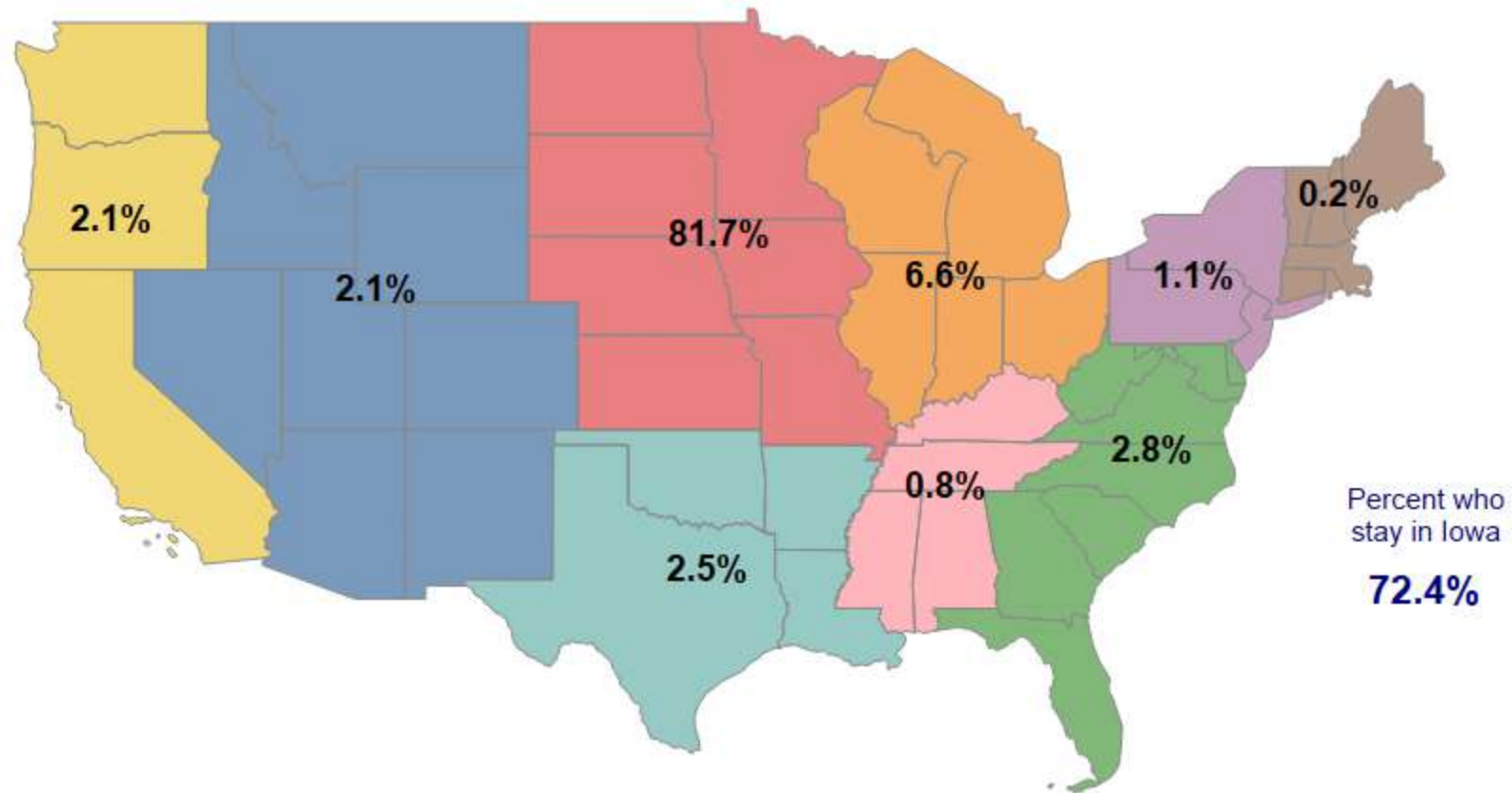
Source: January 2023 update of U.S. Census Bureau matching of Unemployment Insurance Wage data for 47 U.S. States (excluding Alaska, Arkansas, and Mississippi). Employment only for full-time employed graduates making at least minimum wage. Self-employed, stay at home parents, and public officials not shown.

Where do Iowa **Baccalaureate Degree** Recipients Work 10 Years after Graduation?



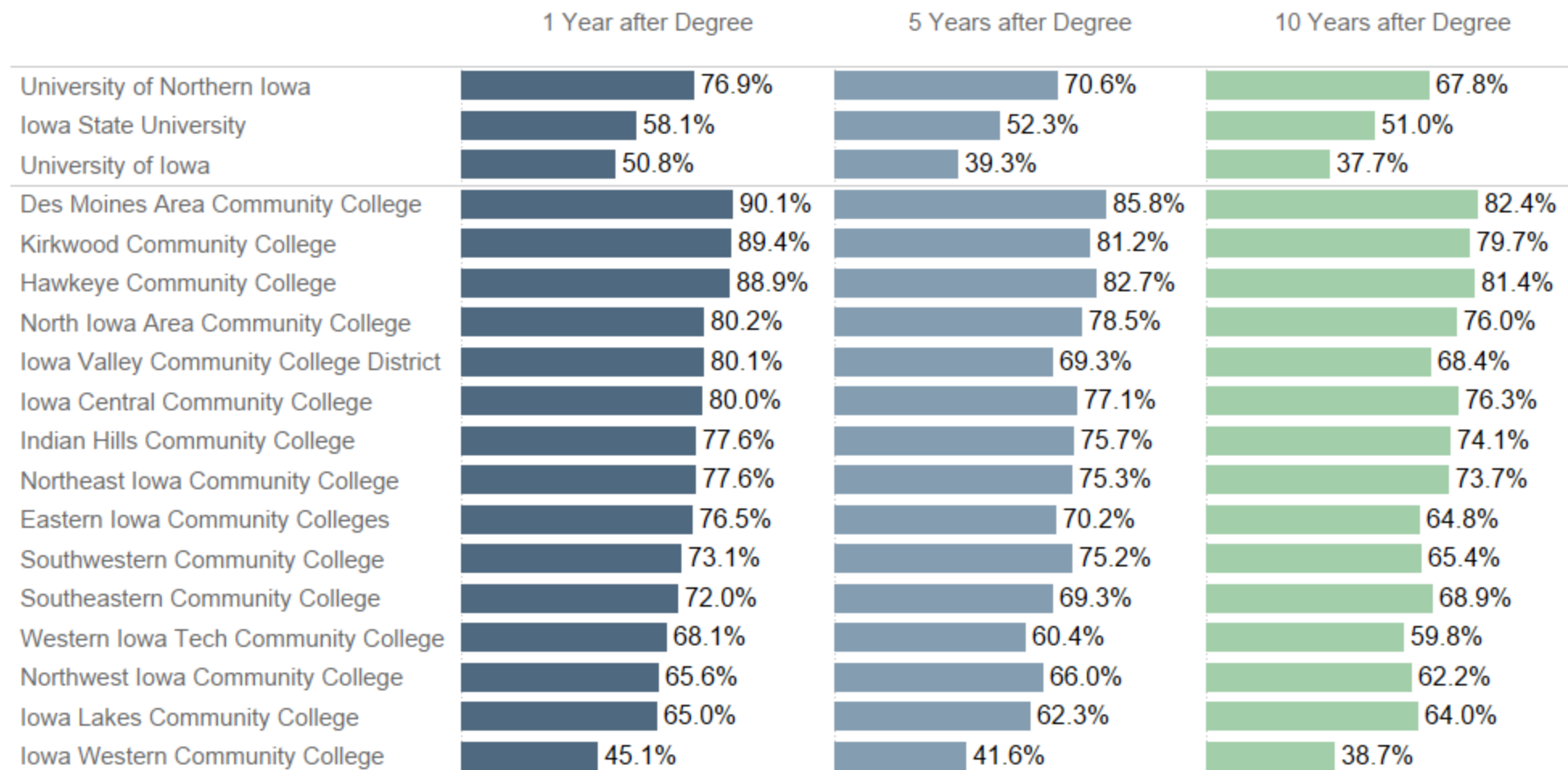
Source: January 2023 update of U.S. Census Bureau matching of Unemployment Insurance Wage data for 47 U.S. States (excluding Alaska, Arkansas, and Mississippi). Employment only for full-time employed graduates making at least minimum wage. Self-employed, stay at home parents, and public officials not shown.

Where do Iowa Associate Degree Recipients Work 10 Years after Graduation?



Source: January 2023 update of U.S. Census Bureau matching of Unemployment Insurance Wage data for 47 U.S. States (excluding Alaska, Arkansas, and Mississippi). Employment only for full-time employed graduates making at least minimum wage. Self-employed, stay at home parents, and public officials not shown.


Percent of Iowa Degree Recipients Employed Full-Time in Iowa



Source: U.S. Census Bureau matching of Unemployment Insurance Wage data for 47 U.S. States (excluding Alaska, Arkansas, and Mississippi).. Employment only for full-time employed graduates making at least minimum wage. Self-employed, stay at home parents, and public officials not shown.


Where are Bachelor's degrees in Education employed 5 years after graduation?

University of Iowa



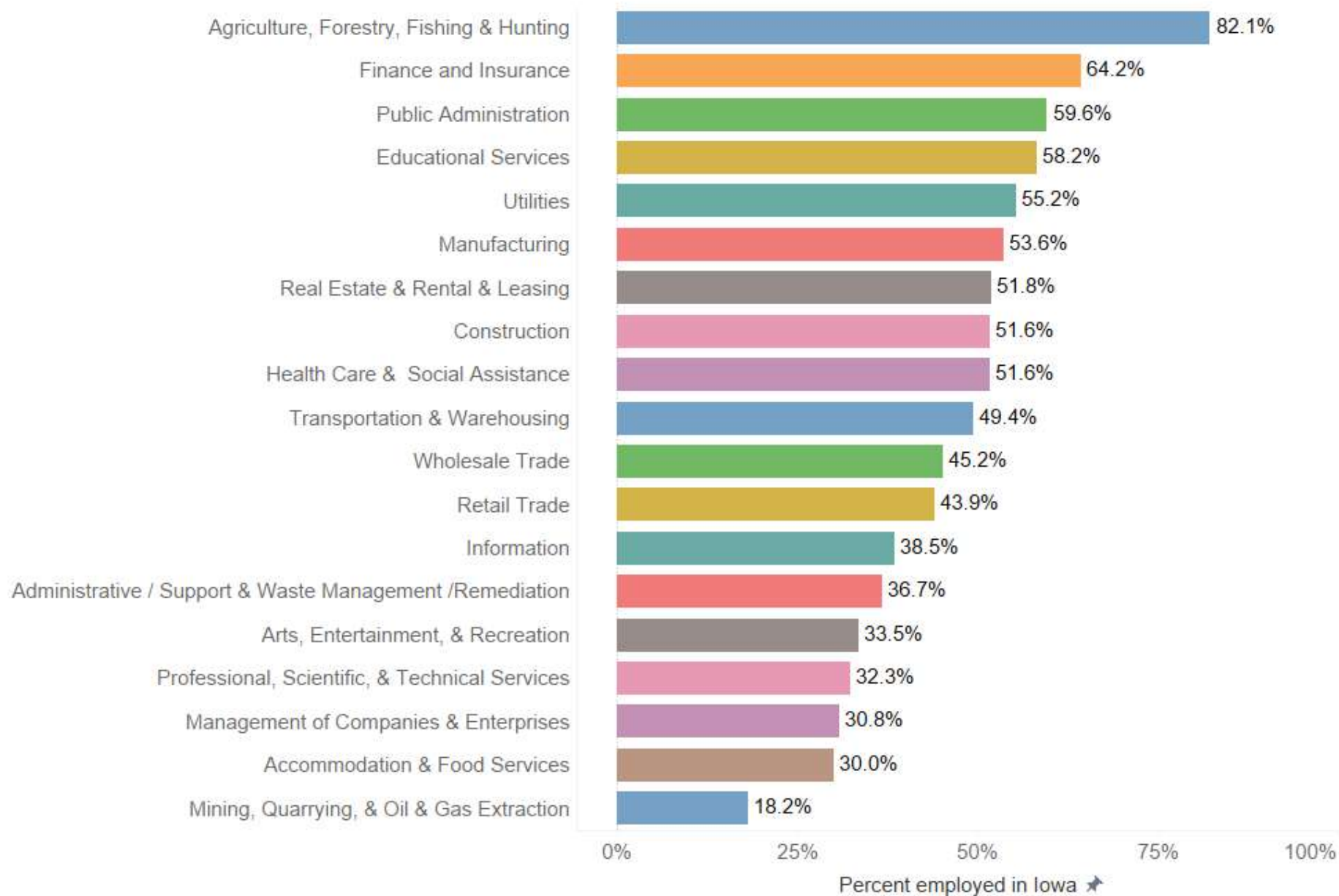
Where are Bachelor's degrees in Education employed 5 years after graduation?

University of Northern Iowa



Iowa Industry Retention of Regent Graduates after 10 years

Bachelor's degrees



Census PSEO Recap

- Rapidly expanding grassroots effort
- Shows graduate wages, industry, and job location over time
- Shows the percent employed in state
- Working to create dedicated funding (Strada, Federal funding)
- Shows good wages for graduates
- Relatively little difference in wages between colleges
- Data instead of anecdotes

Questions or Comments?