



Midwestern Higher Education Compact

2025 North Dakota State Visit

Susan Heegaard

President

susanh@mhec.org

Breanne Hegg

Vice President, Programs & Contracts

breanneh@mhec.org



About MHEC

- **Our purpose:** To work in partnership with our 12 member states to strengthen postsecondary education through cost-savings initiatives and collaborative solutions that are informed by research and the expertise of regional leaders
- **Legislatively created** in 1991 through Council of State Governments, Midwestern Legislative Conference; North Dakota joined in 1999
- **Governed** by 60 commissioners and alternates
- **MHEC annual state commitment** of \$115,000 lowest of four regional higher education compacts

MHEC North Dakota Commissioners



Sen. Kyle Davison
*North Dakota
Legislative
Assembly*



Tim Flakoll
*Governor's
Designee*



Mark Hagerott
*Chancellor
North Dakota
University System*



Tim Mihalick
*Chair, State
Board of Higher
Education*



Rep. Brandy Pyle
*North Dakota
Legislative
Assembly*

MHEC's Value to North Dakota

- **Cost & Time-Saving Contracts & Programs** – technology (hardware, software and services); student health solutions; insurance programs
- **Policy Initiatives**– state-specific support on dual enrollment; open educational resources; M-SARA; credentials and learner records; FAFSA summit
- **Research** – regular reporting on data trends and responses to specific requests to inform state decision making
- **Convenings** – opportunities for legislative, executive branch, and higher ed leaders to problem solve and share ideas

FY24 Cost Savings for North Dakota

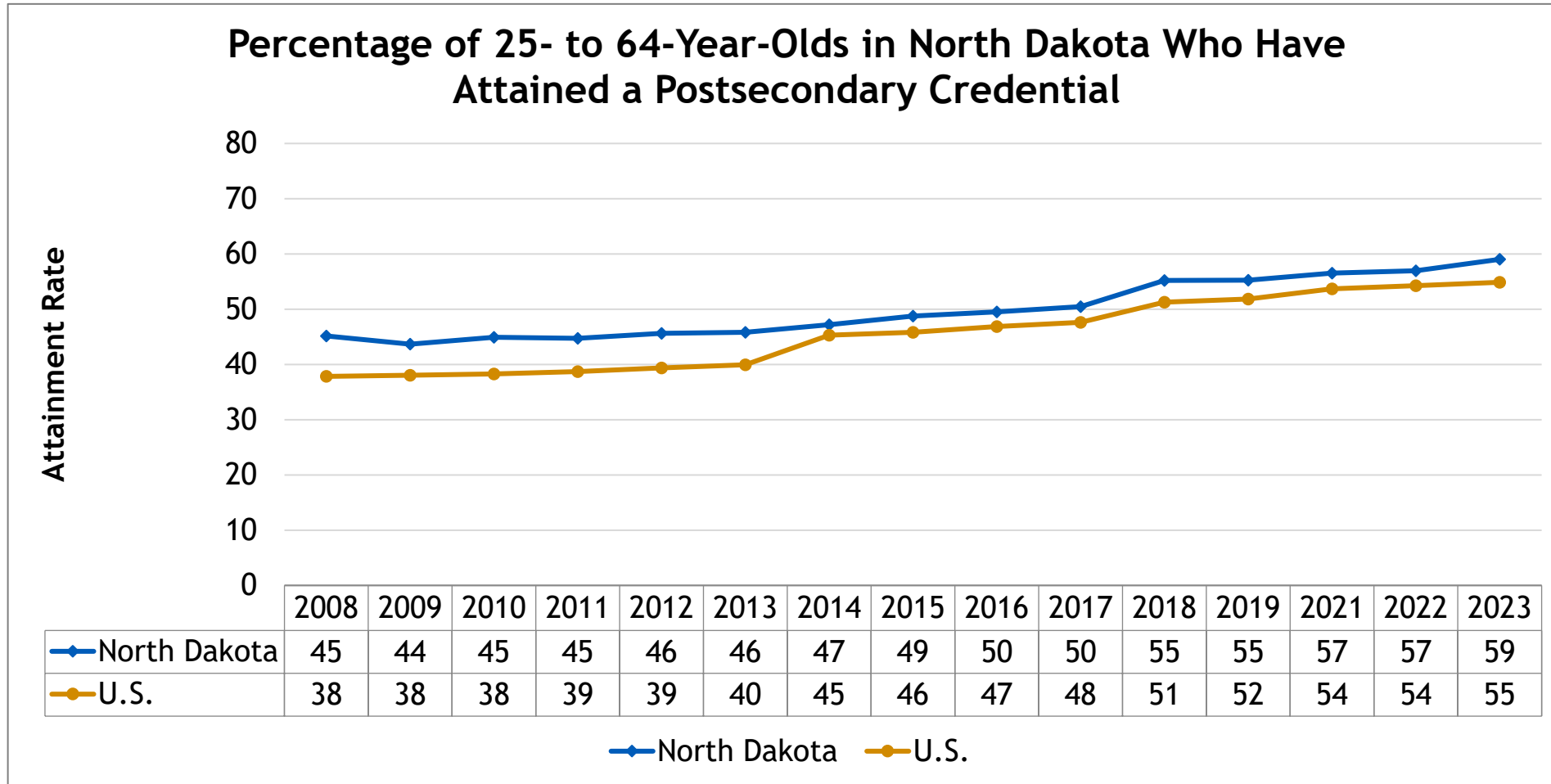
- **\$907,759 in total annual savings** for North Dakota colleges, universities, school districts, state and local governments, and students and their families through MHEC's contracts and programs
- **7-fold return** on annual compact membership commitment of \$115,000
- **\$137,175 in savings on technology** for North Dakota entities through contracts with Dell, Oracle, CampusGuard, etc.
- **\$517,600 in savings on distance education** through Midwestern-State Authorization Reciprocity Agreement
- **1,300 students** at ten North Dakota institutions participated in MHEC's contract for student health insurance; MHEC providing ongoing support to help NDUS control insurance costs

Other MHEC Benefits for North Dakota

- **\$252,984 savings on tuition reciprocity** for North Dakota students and families who participated in the Midwest Student Exchange Program.
- **MHEC supported North Dakota** in forming open education resources team to advance student savings; MHEC also provided funds to support a state-wide OER conference in Bismarck.
- **Three North Dakota** leaders attended MHEC's FAFSA Summit.
- **Five technology leaders** engaged in MHEC's free professional development and networking.
- **MHEC produced research briefs** for North Dakota Commissioners and higher ed leaders on topics of online education and promise programs.

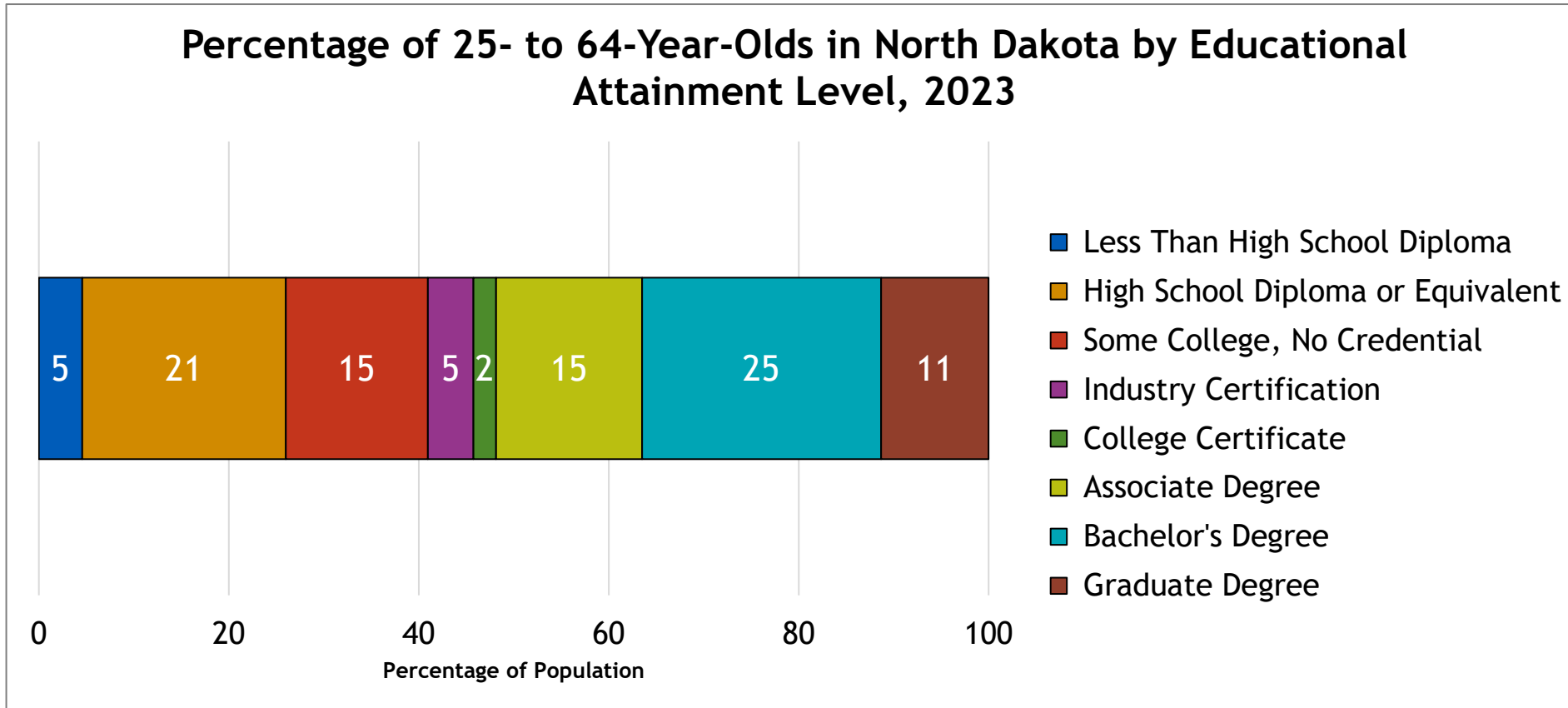
Key Indicators for Higher Education in North Dakota

ATTAINMENT: About 59% of North Dakotans have a postsecondary certificate or higher, compared to 55% nationally.



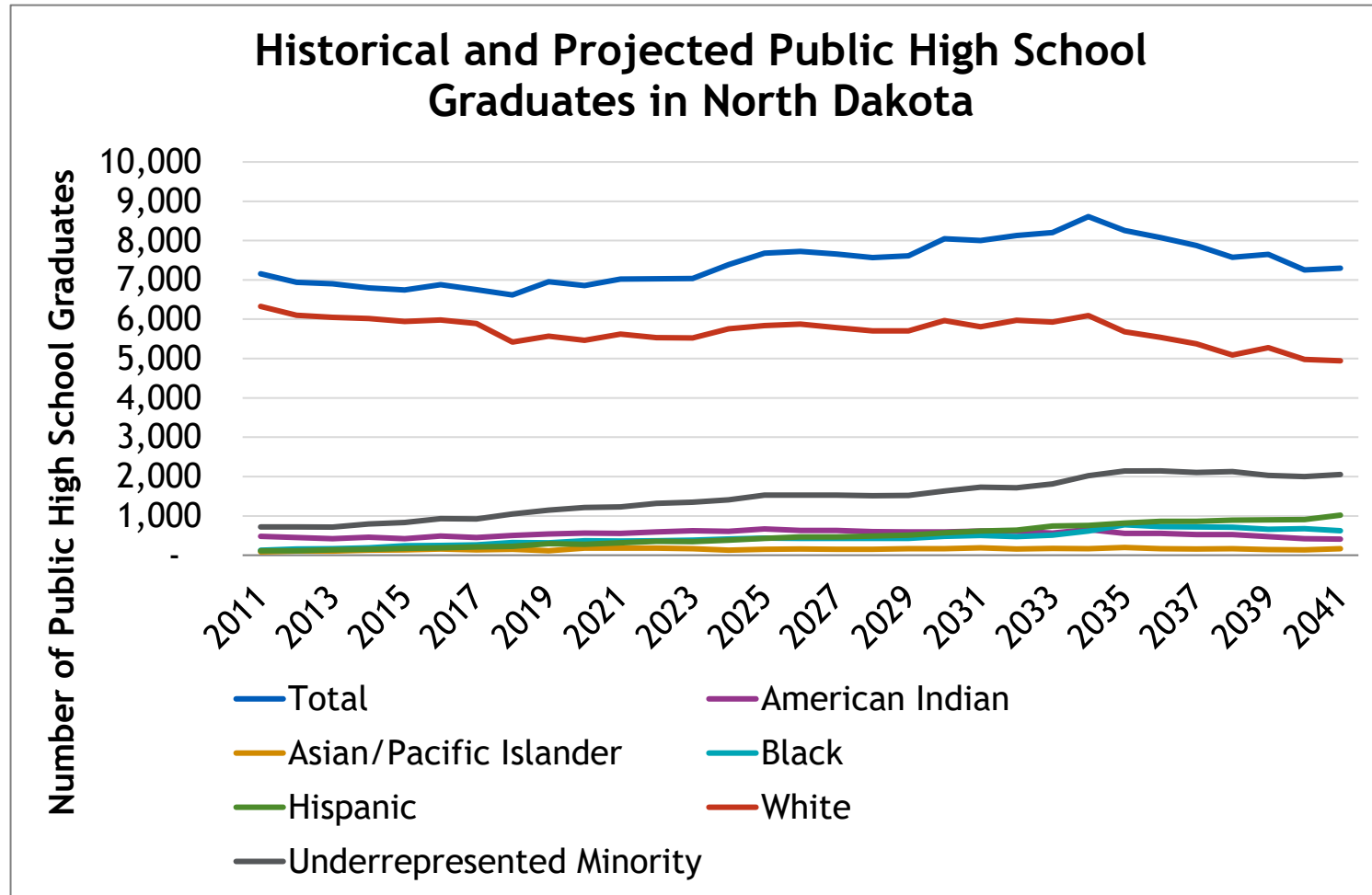
Source. Lumina Foundation. (2025). *A Stronger Nation*. Note. Since 2014, the attainment estimate includes postsecondary certificates. Since 2018, the attainment estimate includes industry-recognized certifications. 2020 estimates are not available due to sampling problems that occurred during the 2020 administration of the American Community Survey.

ATTAINMENT: ND residents have attained various types of postsecondary credentials, ranging from industry certifications and college certificates to bachelor's and graduate degrees; 41% do not have a post-secondary credential.



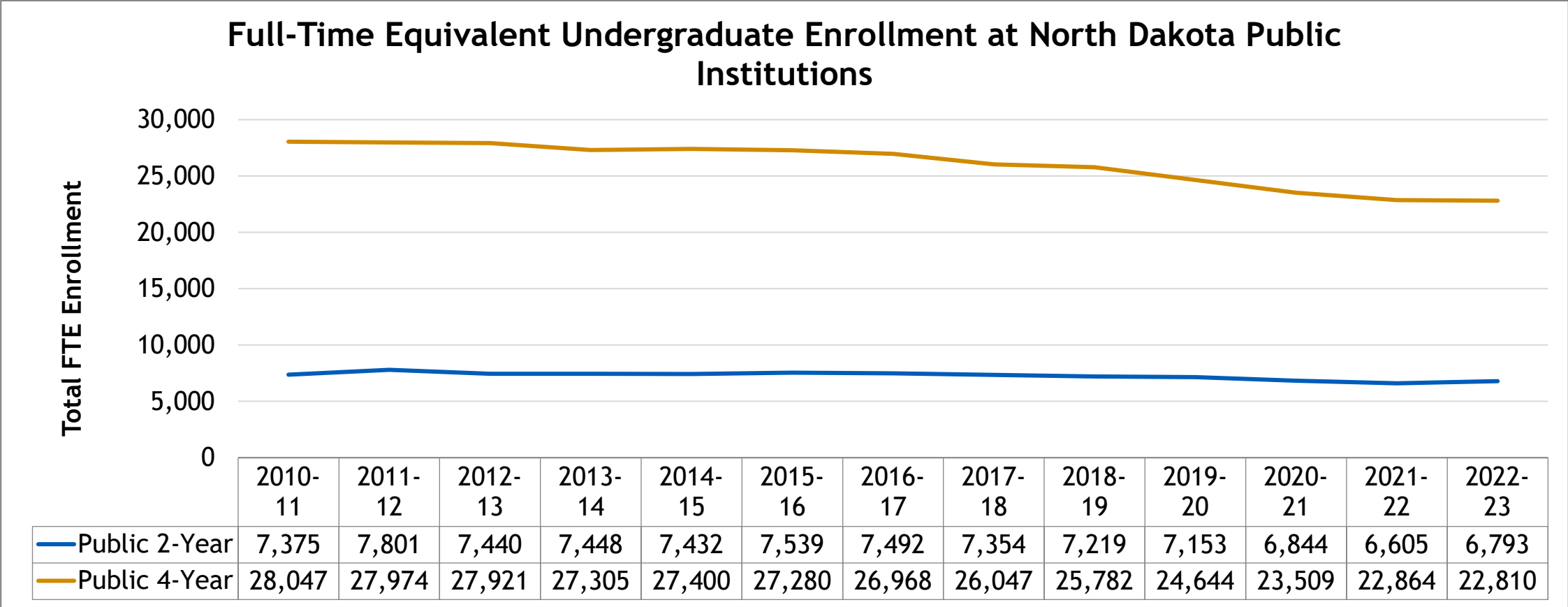
Source. Lumina Foundation. (2025). *A Stronger Nation*.

ENROLLMENT POOL: High school graduates are projected to increase and then decline in North Dakota over the coming decade, with slight decreases for White graduates and increases for American Indian, Black, and Hispanic graduates as a group.



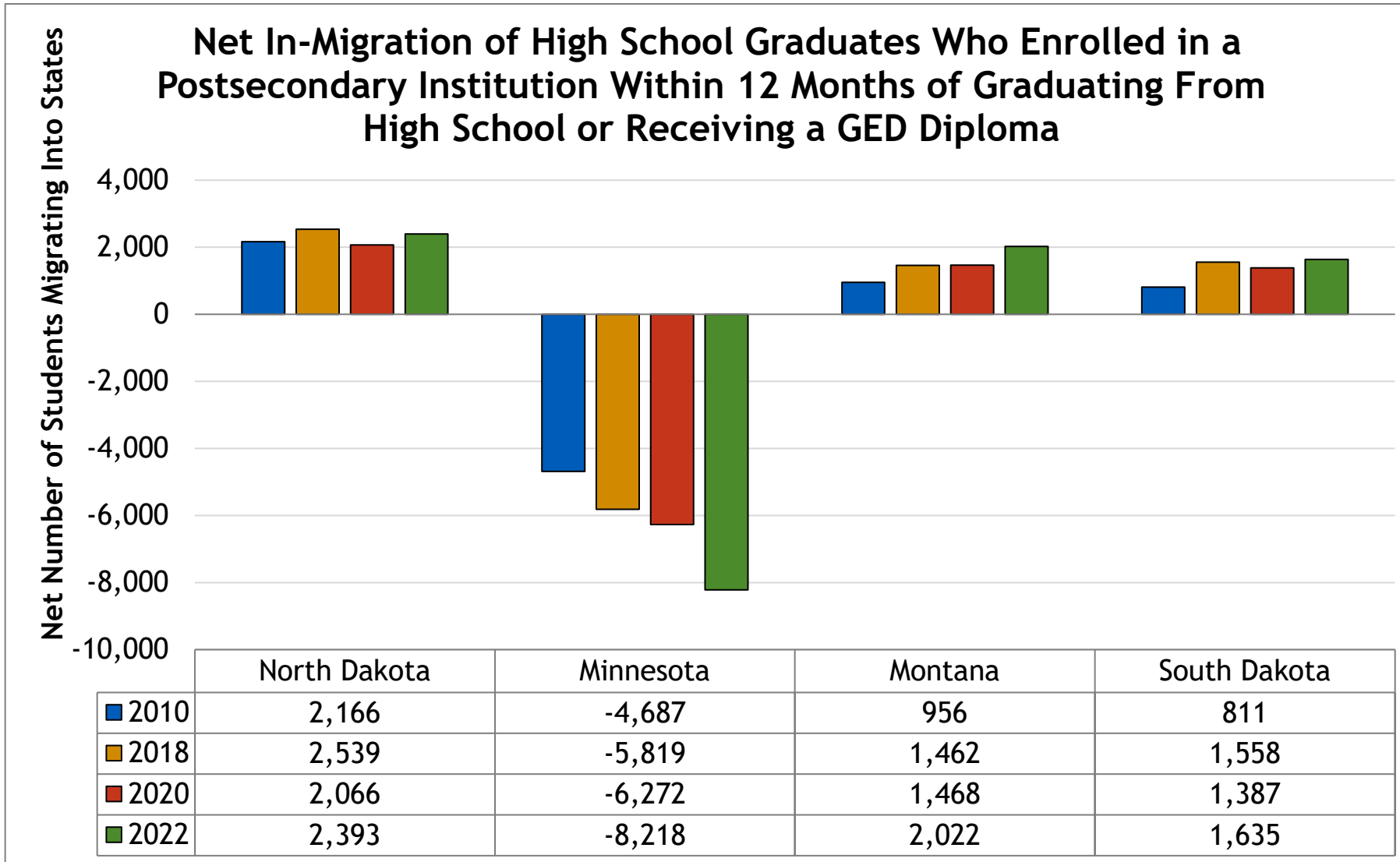
Source. WICHE. (2020). *Knocking at the College Door*. Note. The *Underrepresented Minority* category comprises American Indians, Blacks, and Hispanics.

ENROLLMENT: Undergraduate enrollment has declined at public four-year institutions in ND since 2010-11, and enrollment at public two-year institutions increased in 2022-23 after a downward trend.



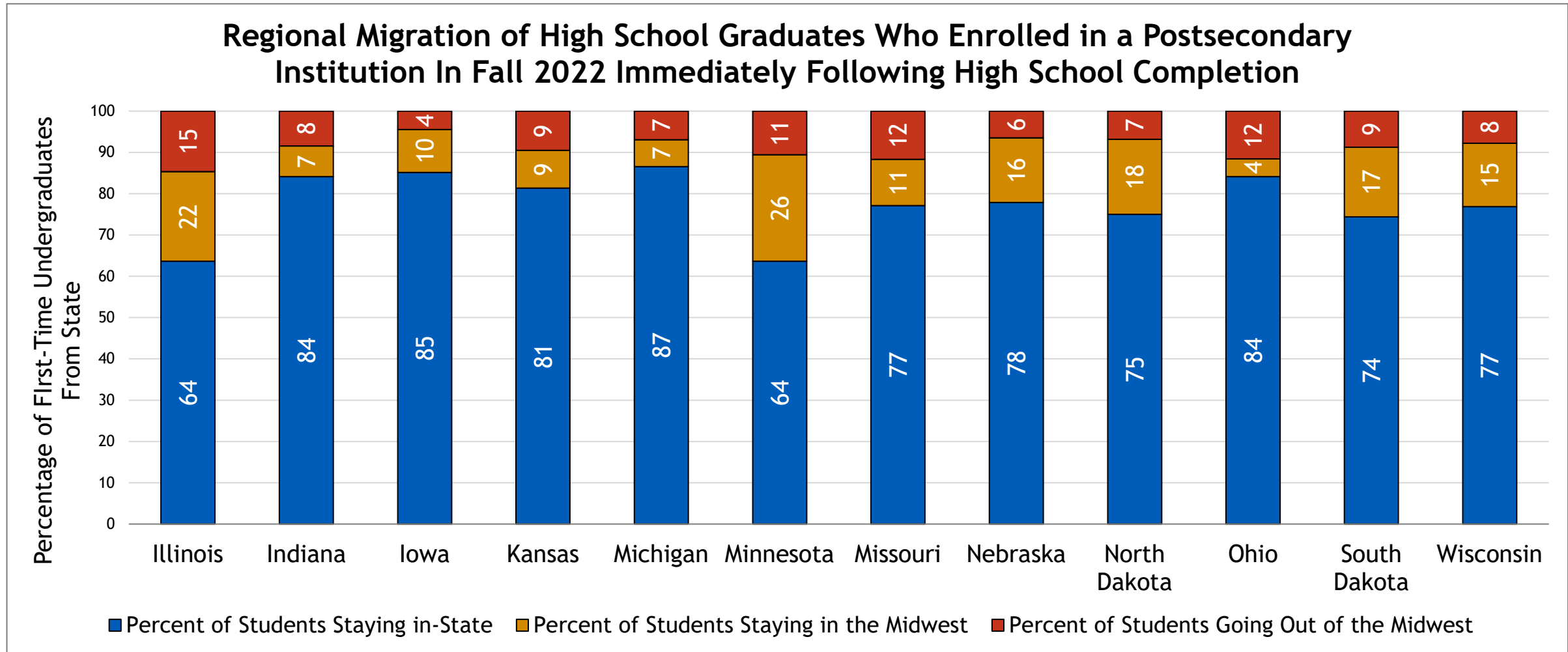
Source. NCES IPEDS. (2023). *12-month enrollment*. Carnegie Classification was used to classify institutions. Institutions with mixed categories were classified according to their distribution of associate and bachelor’s degrees awarded. Tribal colleges and universities are excluded. Categorizations may change over time.

MIGRATION: More students migrate into North Dakota than migrate out.



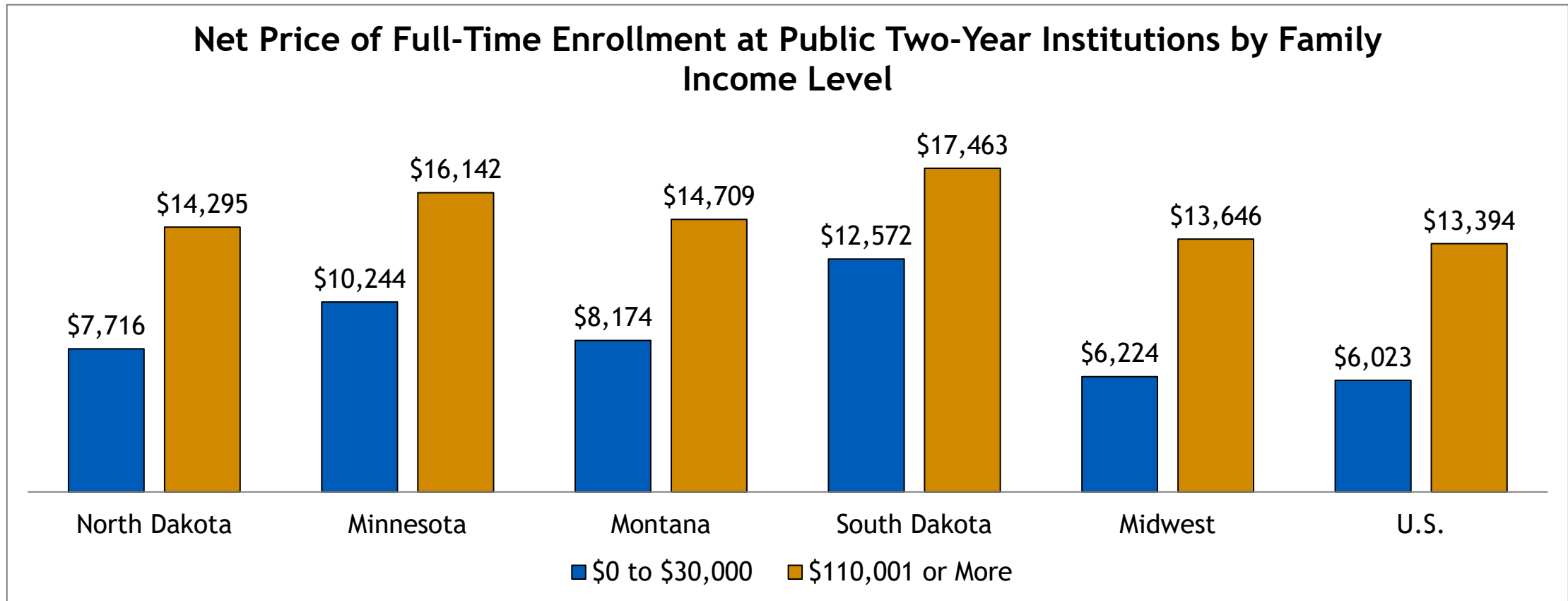
Source. NCES IPEDS. (2022). *Fall enrollment.*

ENROLLMENT LOCATION: Of first-time college students from ND in 2022, 75 percent enrolled in state, 18 percent enrolled elsewhere in Midwest, and 7 percent enrolled outside the Midwest.



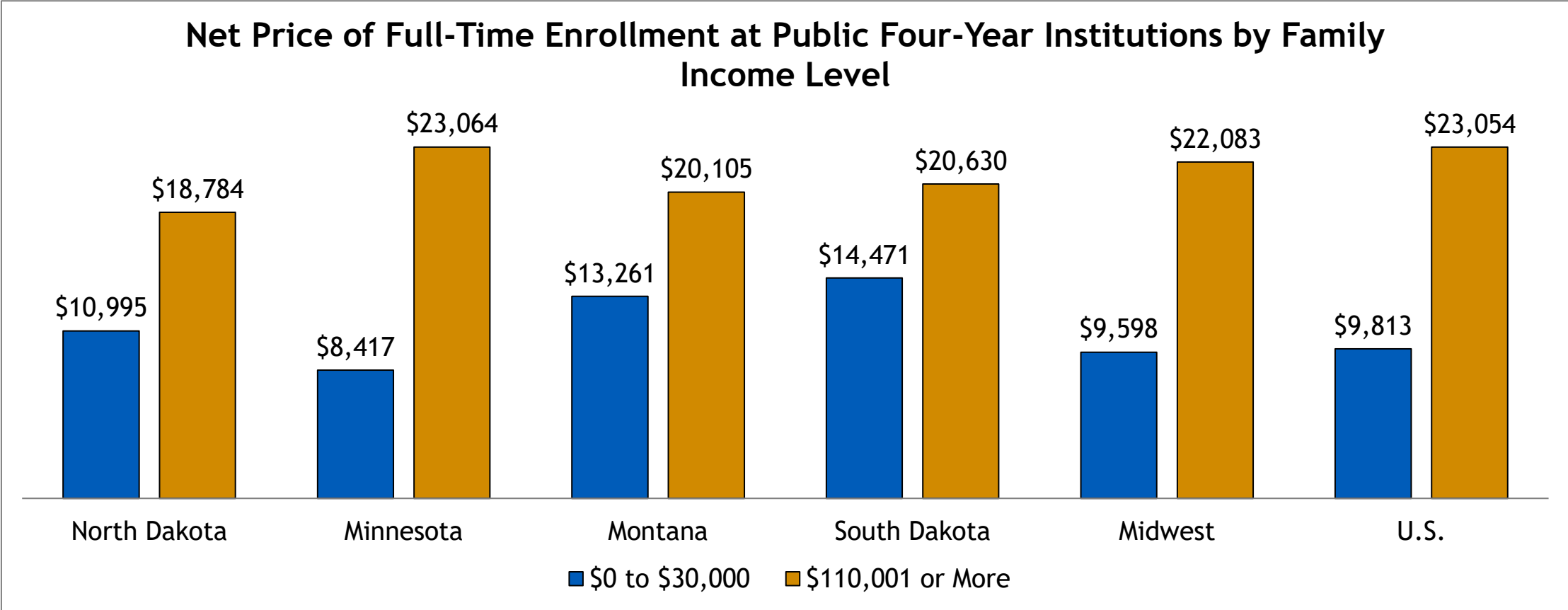
Source. NCES IPEDS. (2022). *Fall enrollment.*

TWO-YEAR COLLEGE PRICE: Average net price for low-income students at two-year ND public institutions is higher than Midwest and national averages but lower than border states.



Source. NCES IPEDS. (2022). *Net price*. Estimates are weighted by income group of first-time/full-time students. Total price of attendance includes in-district tuition, fees, room, board, books, supplies, transportation, and other designated costs. Carnegie Classification was used to classify institutions. Institutions with mixed categories were classified according to their distribution of associate and bachelor's degrees awarded. Tribal colleges are excluded.

FOUR-YEAR COLLEGE PRICE: Average net price for low-income students at North Dakota public four-year institutions is higher than Midwest and national averages but lower than South Dakota and Montana.



Source. NCES IPEDS. (2022). *Net price*. Estimates are weighted by income group of first-time/full-time students. Total price of attendance includes in-state tuition, fees, room, board, books, supplies, transportation, and other designated costs. Carnegie Classification was used to classify institutions. Institutions with mixed categories were classified according to their distribution of associate and bachelor's degrees awarded. Tribal colleges and universities are excluded.



Policy & Research and Resources

[MHEC Strategic Plan 2022-2025](https://www.mhec.org/resources/strategic-plan-2022-2025)

<https://www.mhec.org/resources/strategic-plan-2022-2025>

[MHEC Interactive Dashboard](http://mhec.org/dashboard)

<http://mhec.org/dashboard>

[2023-24 MHEC Cost Savings](https://www.mhec.org/resources/2023-24-mhec-cost-savings)

<https://www.mhec.org/resources/2023-24-mhec-cost-savings>

[North Dakota Highlights 2023-2024](https://www.mhec.org/resources/north-dakota-highlights-2023-2024)

<https://www.mhec.org/resources/north-dakota-highlights-2023-2024>

[2023 State Performance Update-North Dakota](https://www.mhec.org/resources/2024-state-performance-update-north-dakota)

<https://www.mhec.org/resources/2024-state-performance-update-north-dakota>

[OER North Dakota: State Update](https://www.mhec.org/resources/oer-north-dakota-state-update)

<https://www.mhec.org/resources/oer-north-dakota-state-update>