



Midwestern Higher Education Compact

2025 Kansas State Visit

Susan Heegaard

President

susanh@mhec.org

Sophie Mancino

Office & Convening Coordinator

sophiem@mhec.org

About MHEC

- **Our purpose:** To work in partnership with our 12 member states to strengthen postsecondary education through cost-savings initiatives and collaborative solutions that are informed by research and the expertise of regional leaders
- **Legislatively created** in 1991 through Council of State Governments, Midwestern Legislative Conference; Kansas joined in 1990
- **Governed** by 60 commissioners and alternates
- **MHEC annual state commitment** of \$115,000 lowest of four regional higher education compacts

MHEC Kansas Commissioners



Rep. Barbara W. Ballard
*Minority Caucus Chair &
Immediate Past MHEC
Chair*



Wint Winter
*Board Member
Kansas Board of
Regents*



Rep. Ken Rahjes
*Member, Higher
Education Budget
& MHEC Alternate*



Dr. Blake Flanders
*President and CEO
Kansas Board of
Regents*



Vacancy



Sen. Marci Francisco
MHEC Alternate



Mr. Aaron Otto
Governor's Designee

MHEC's Value to Kansas

- **Cost & Time Savings Contracts & Programs** – technology (hardware, software and services); student health solutions; insurance programs
- **Policy Initiatives**– state-specific support on dual enrollment; Open Educational Resources; M-SARA; credentials and learner records; FAFSA summit
- **Research** – regular reporting on data trends and responses to specific requests to inform state decision making
- **Convenings** – opportunities for legislative, executive branch, and higher ed leaders to problem solve and share ideas

FY23 Cost Savings for Kansas

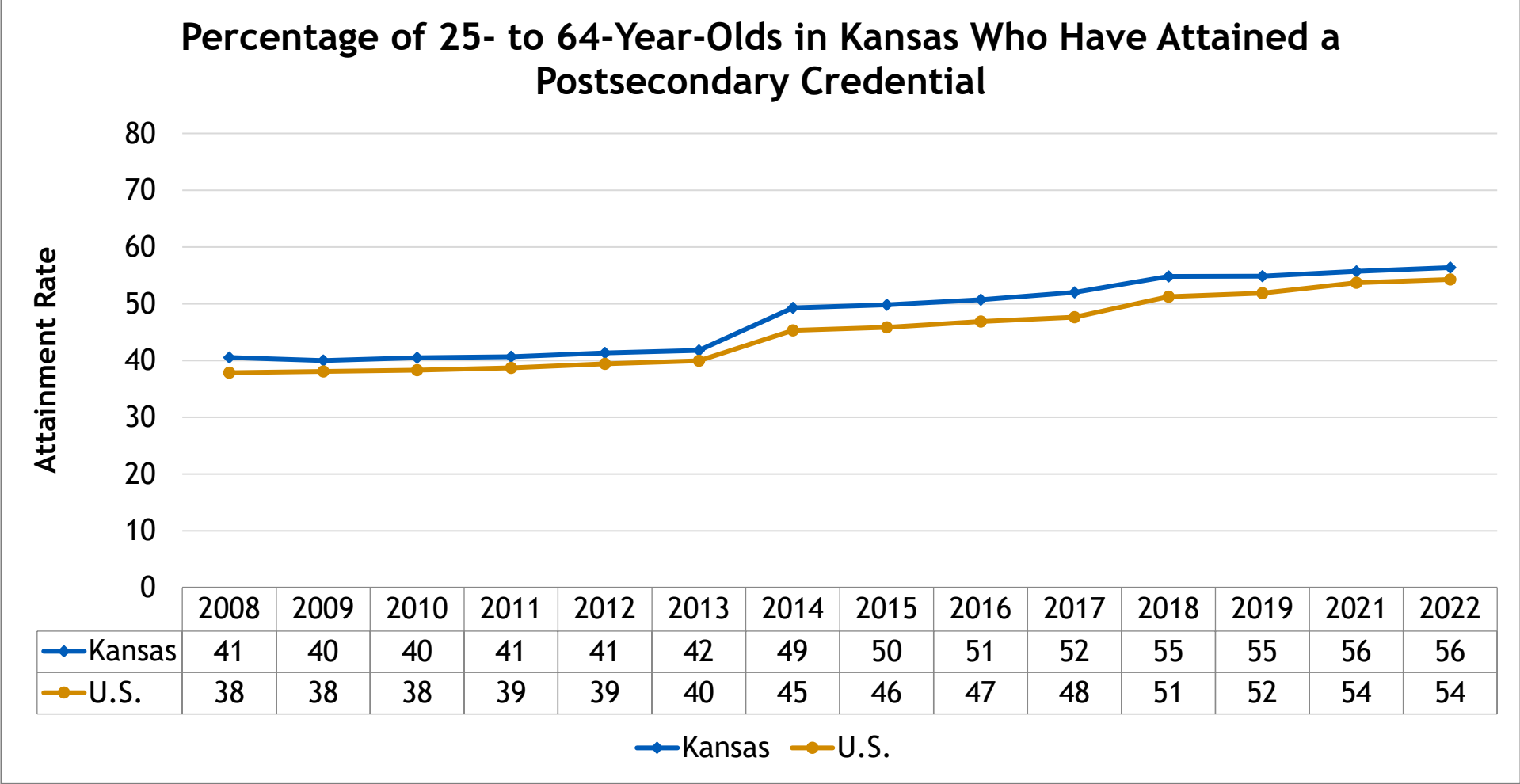
- **\$5.34M in total annual savings** for Kansas colleges, universities, school districts, state and local governments, and students and their families through MHEC's contracts and programs
- **46-fold return** on annual compact membership commitment of \$115,000
- **\$1.63M savings on technology** for Kansas entities through contracts with Dell, Oracle, Xerox, Parchment, etc.
- **\$1.73M savings on distance education** through Midwestern-State Authorization Reciprocity Agreement
- **7,401 students** at seven Kansas institutions participated in MHEC's contract for student health insurance

Other MHEC Benefits for Kansas

- **MHEC supported Kansas's statewide open educational resources (OER) committee** with funding for a pilot project to incentivize the use of OER for Kansas Board of Regent Systemwide Transfer courses, the outcome of which is a public-facing list of recommended OER.
- **Kansas leaders attended MHEC's FAFSA Summit** and state-specific follow up meetings.
- **Nine technology leaders** engaged in MHEC's free professional development and networking.
- **\$1.98M savings on tuition reciprocity** for Kansas students and families who participated in the Midwest Student Exchange Program.

Key Indicators for Higher Education in Kansas

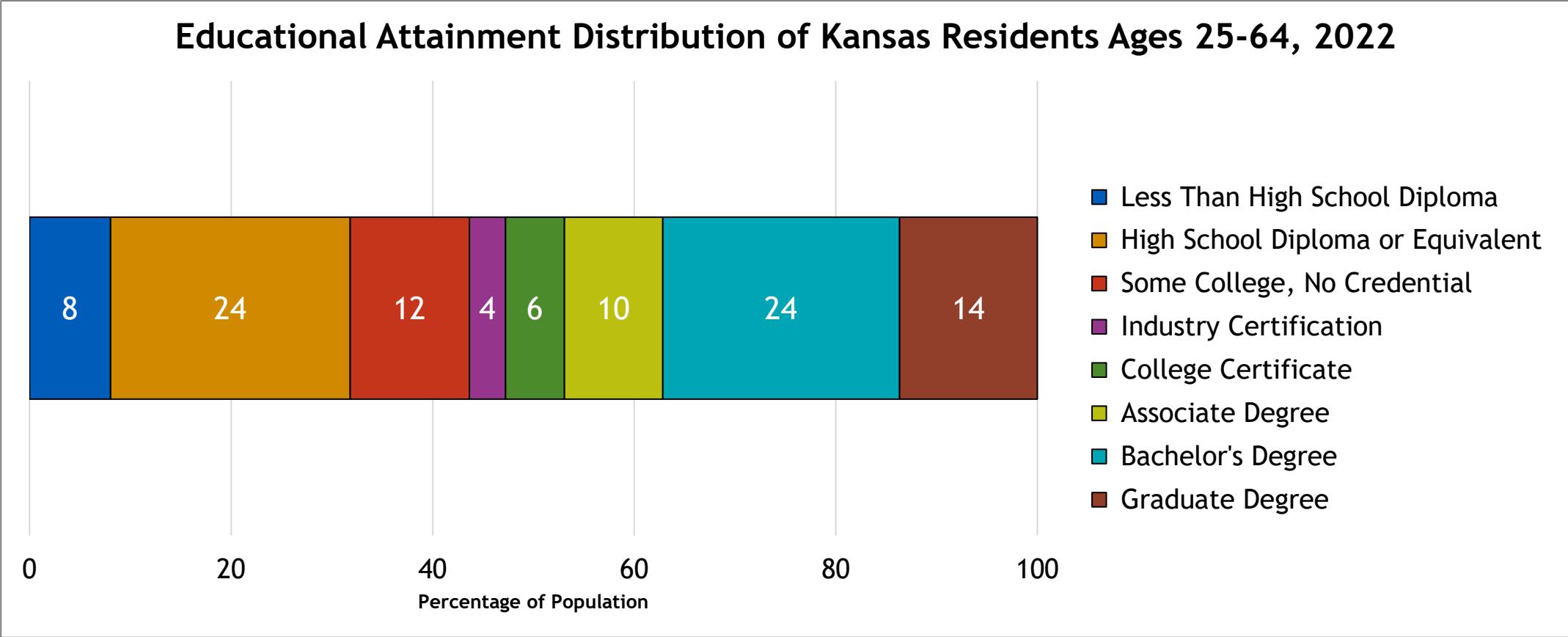
ATTAINMENT: Kansas has remained consistently higher than the nation in attainment. About 56% of Kansans have a postsecondary certificate or higher, compared to 54% nationally.



Source. Lumina Foundation. (2024). *A Stronger Nation*. Note. Since 2014, the attainment estimate includes postsecondary certificates. Since 2018, the attainment estimate includes industry-recognized certifications. 2020 estimates are not available due to sampling problems that occurred during the 2020 administration of the American Community Survey.

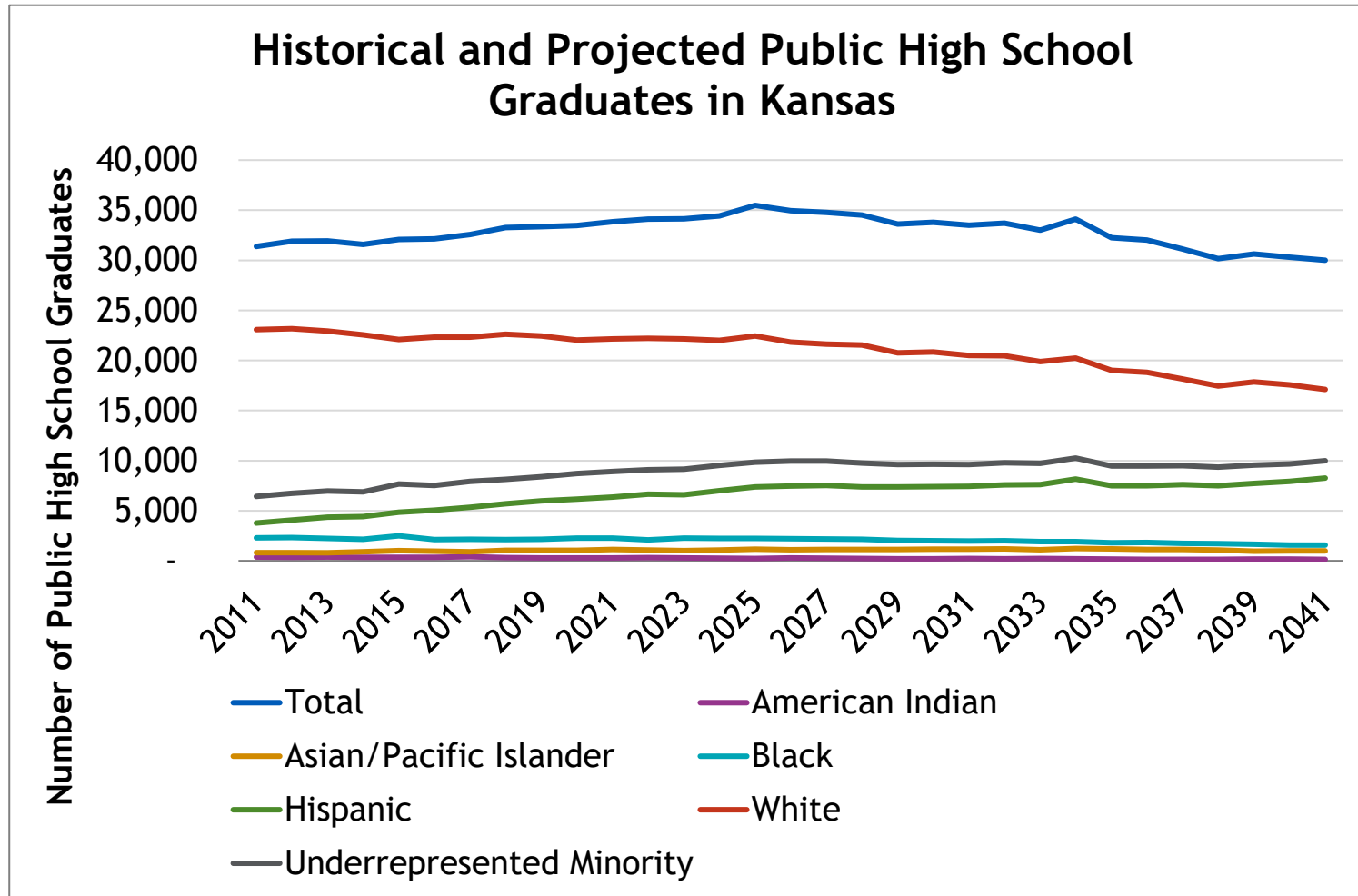


ATTAINMENT: Kansas residents have attained various types of postsecondary credentials, ranging from industry certifications and college certificates to bachelor's and graduate degrees; 44% of residents do not have a credential beyond high school.



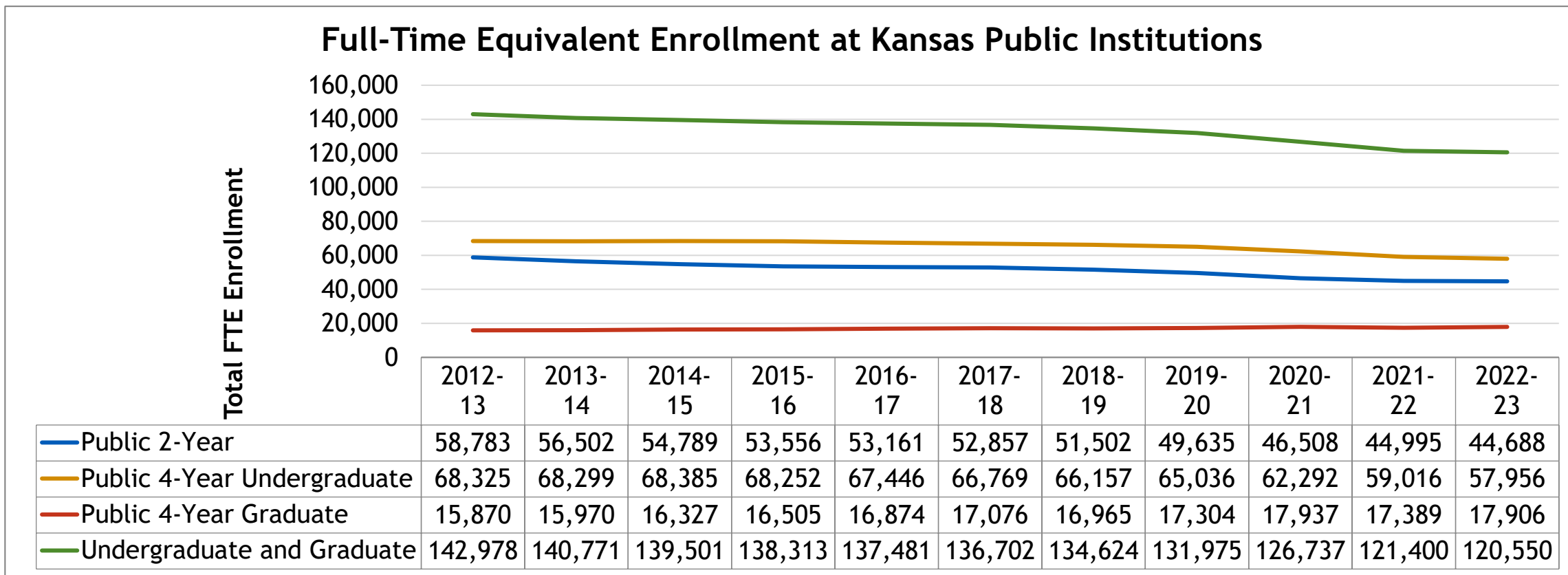
Source. Lumina Foundation. (2024). *A Stronger Nation*.

ENROLLMENT POOL: The number of high school graduates in Kansas is projected to decline over the next decade, driven by a decrease among White graduates, while the number of underrepresented graduates is expected to remain stable.



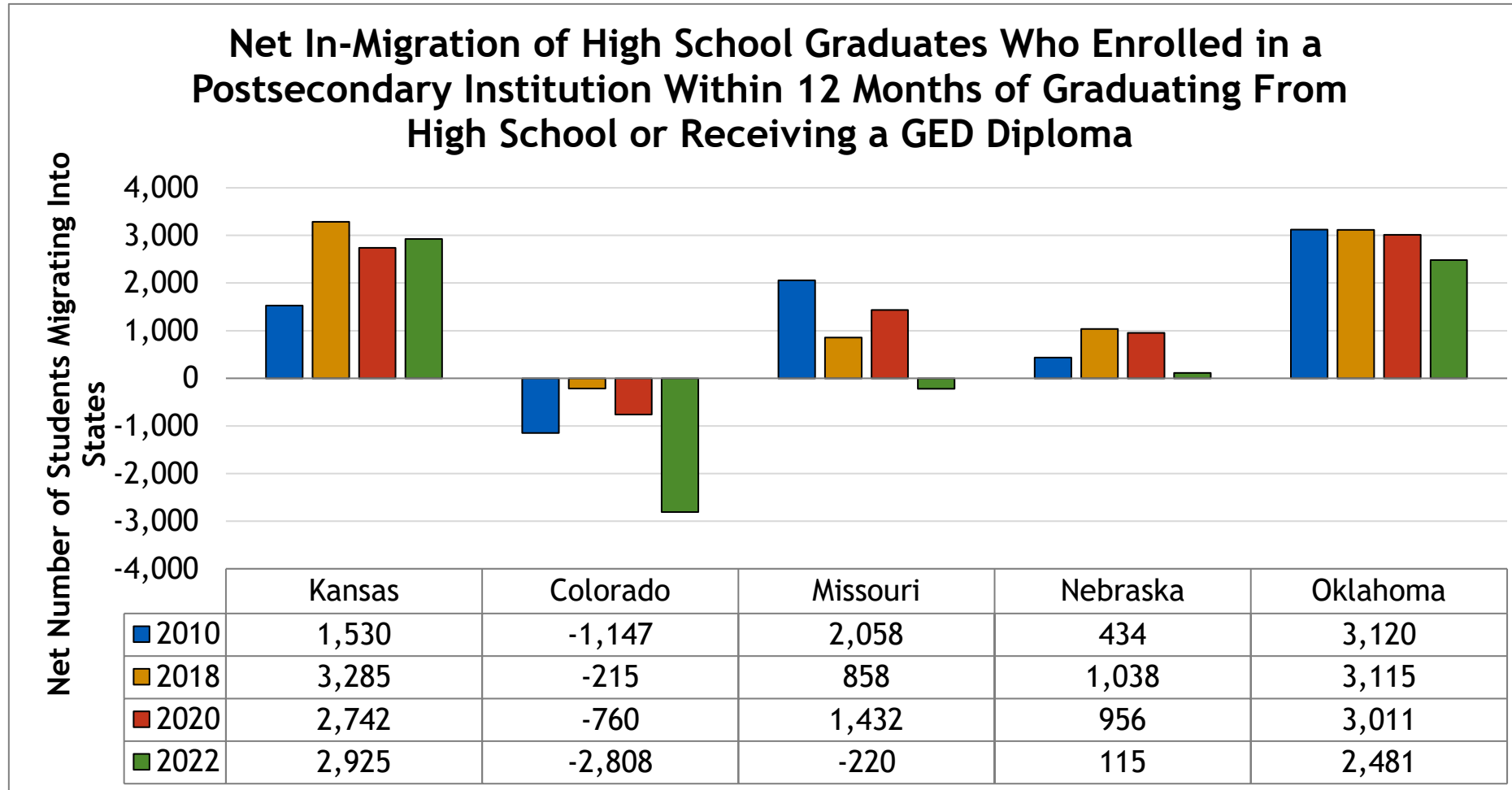
Source: WICHE. (2024). *Knocking at the College Door*. The Underrepresented Minority category comprises American Indians, Blacks, and Hispanics.

ENROLLMENT: Undergraduate enrollment declined at public two-year colleges over the past decade and at public four-year institutions starting in 2016-17, while graduate enrollment increased slightly over the same period.



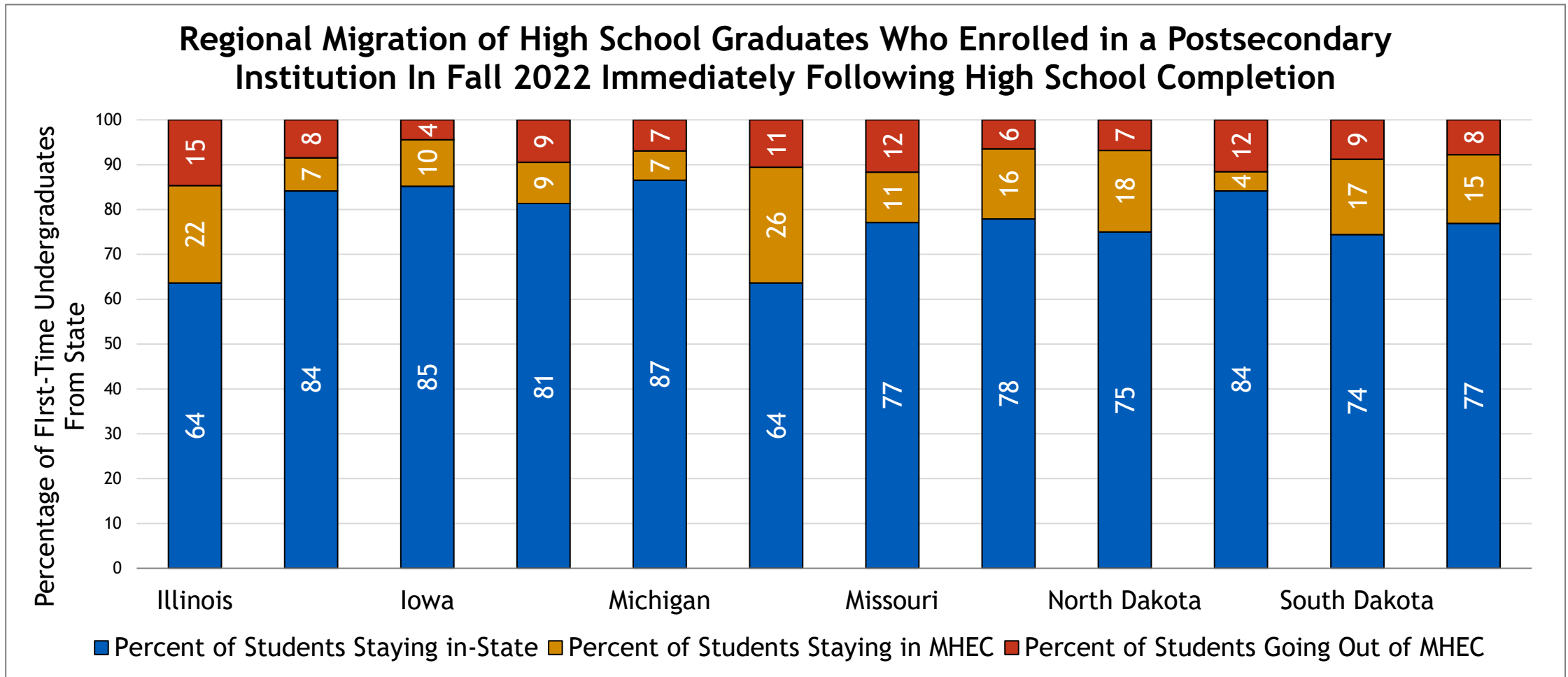
Source. NCES IPEDS. (2023). *12-month enrollment*. Carnegie Classification was used to classify institutions. Institutions with mixed categories were classified according to their distribution of associate and bachelor's degrees awarded. Tribal colleges and universities are excluded. Categorizations may change over time.

MIGRATION: More students migrate into Kansas than migrate out, and net in-migration in the last year is higher in Kansas than neighboring states.



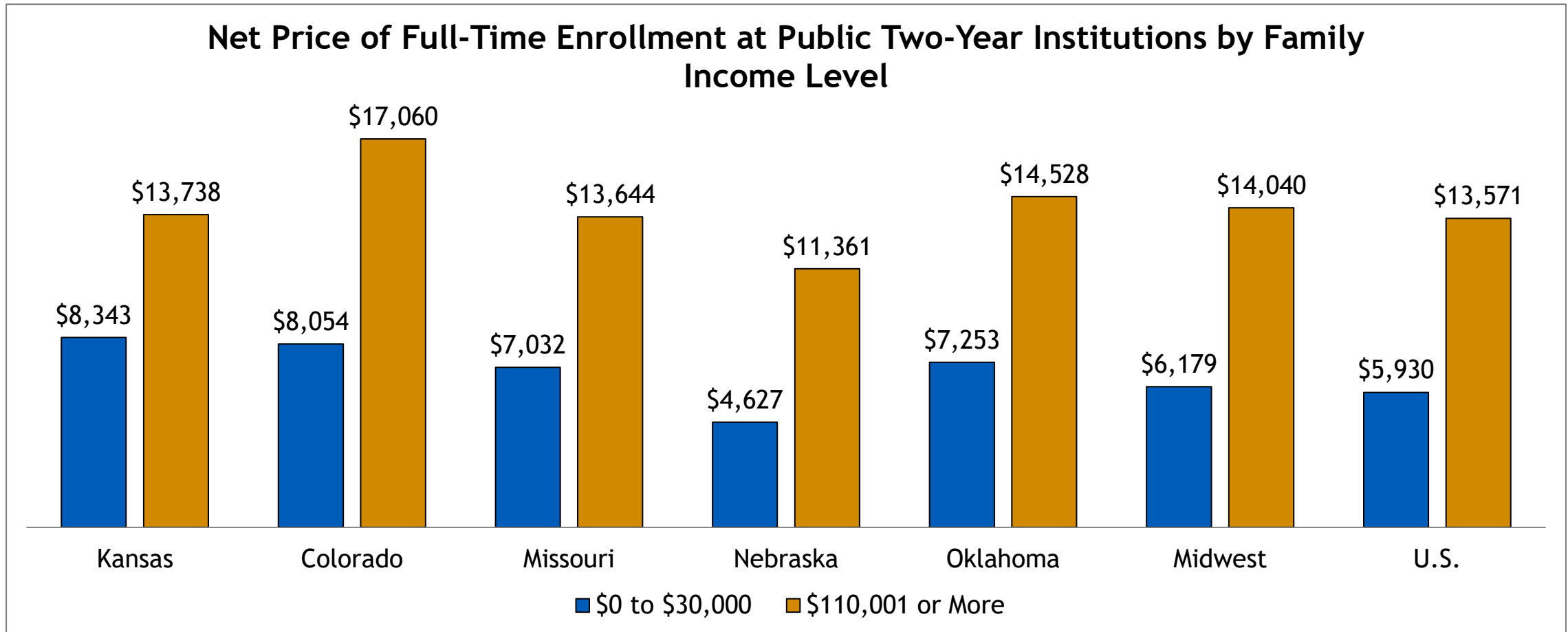
Source. NCES IPEDS. (2022). *Fall enrollment.*

ENROLLMENT LOCATION: Of first-time college students from Kansas in 2022, 81 percent enrolled in state, 9 percent enrolled elsewhere in the Midwest, and 9 percent enrolled outside the Midwest.



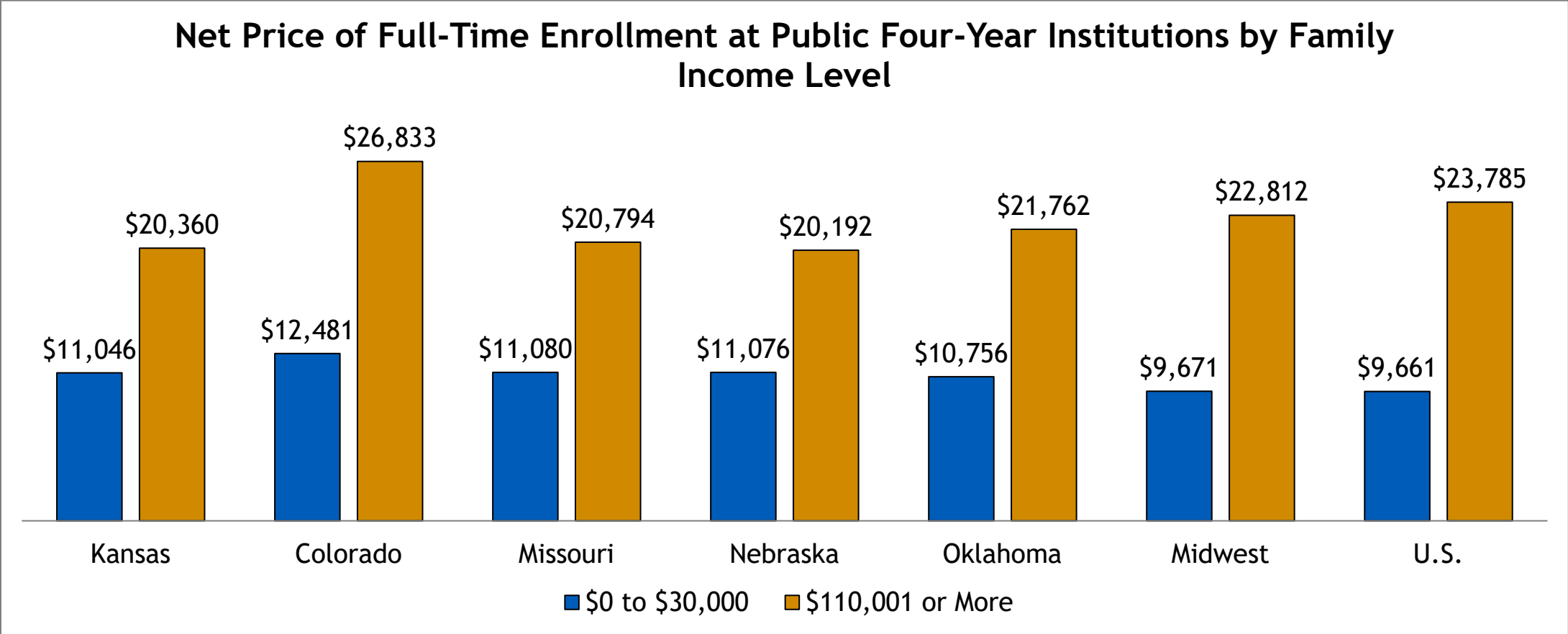
Source. NCES IPEDS. (2022). *Fall enrollment*.

TWO-YEAR COLLEGE PRICE: Average net price for low-income students at two-year Kansas public institutions is higher than the Midwest and national averages and higher than border states.



Source. NCES IPEDS. (2023). *Net price*. Estimates are weighted by income group of first-time/full-time students. Total price of attendance includes tuition, fees, room, board, books, supplies, transportation, and other designated costs. Carnegie Classification was used to classify institutions. Institutions with mixed categories were classified according to their distribution of associate and bachelor's degrees awarded. Tribal colleges are excluded.

FOUR-YEAR COLLEGE PRICE: Average net price for low-income students at Kansas public four-year institutions is higher than the Midwest and national averages but lower than Colorado, Missouri, and Nebraska.



Source. NCES IPEDS. (2023). *Net price*. Estimates are weighted by income group of first-time/full-time students. Total price of attendance includes tuition, fees, room, board, books, supplies, transportation, and other designated costs. Carnegie Classification was used to classify institutions. Institutions with mixed categories were classified according to their distribution of associate and bachelor’s degrees awarded. Tribal colleges and universities are excluded.



Policy & Research and Resources

- [MHEC Strategic Plan 2022-2025](https://www.mhec.org/resources/strategic-plan-2022-2025)
<https://www.mhec.org/resources/strategic-plan-2022-2025>
- [MHEC Interactive Dashboard](http://mhec.org/dashboard)
<http://mhec.org/dashboard>
- [2023-24 MHEC Cost Savings](https://www.mhec.org/resources/2023-24-mhec-cost-savings)
<https://www.mhec.org/resources/2023-24-mhec-cost-savings>
- [Kansas Highlights 2023-2024](https://www.mhec.org/resources/Kansas-highlights-2023-2024)
<https://www.mhec.org/resources/Kansas-highlights-2023-2024>