



Midwestern Higher Education Compact

2025 Indiana State Visit

Susan Heegaard, President

susanh@mhec.org

Sara Appel, Director of M-SARA

saraa@mhec.org

About MHEC

- **Our purpose:** To work in partnership with our 12 member states to strengthen postsecondary education through cost-savings initiatives and collaborative solutions that are informed by research and the expertise of regional leaders
- **Legislatively created** in 1991 through Council of State Governments, Midwestern Legislative Conference; Indiana authorized legislation in 1996 to join MHEC
- **Governed** by 60 commissioners and alternates
- **MHEC annual state commitment** of \$115,000 lowest of four compacts

Indiana Commissioners



Rep. Bob Behning
*Education Committee,
Chair*



Charles Johnson
*Vincennes University,
President*



Vacancy
*Appointing
Authority:
Governor's
Designee*



Sen. Spencer Deery
*Education & Career
Development
Committee, Majority
Member*



Dottie King
*Independent Colleges
of Indiana, President
and CEO*

MHEC's Value to Indiana

- **Cost & Time-Saving Contracts & Programs** – technology (hardware, software and services); student health solutions; insurance programs
- **Policy Initiatives**– state-specific support on dual enrollment; open educational resources; M-SARA; credentials and learner records; FAFSA summit
- **Research** – regular reporting on data trends and responses to specific requests to inform state decision making
- **Convenings** – opportunities for legislative, executive branch, and higher ed leaders to problem solve and share ideas

FY24 Cost Savings for Indiana

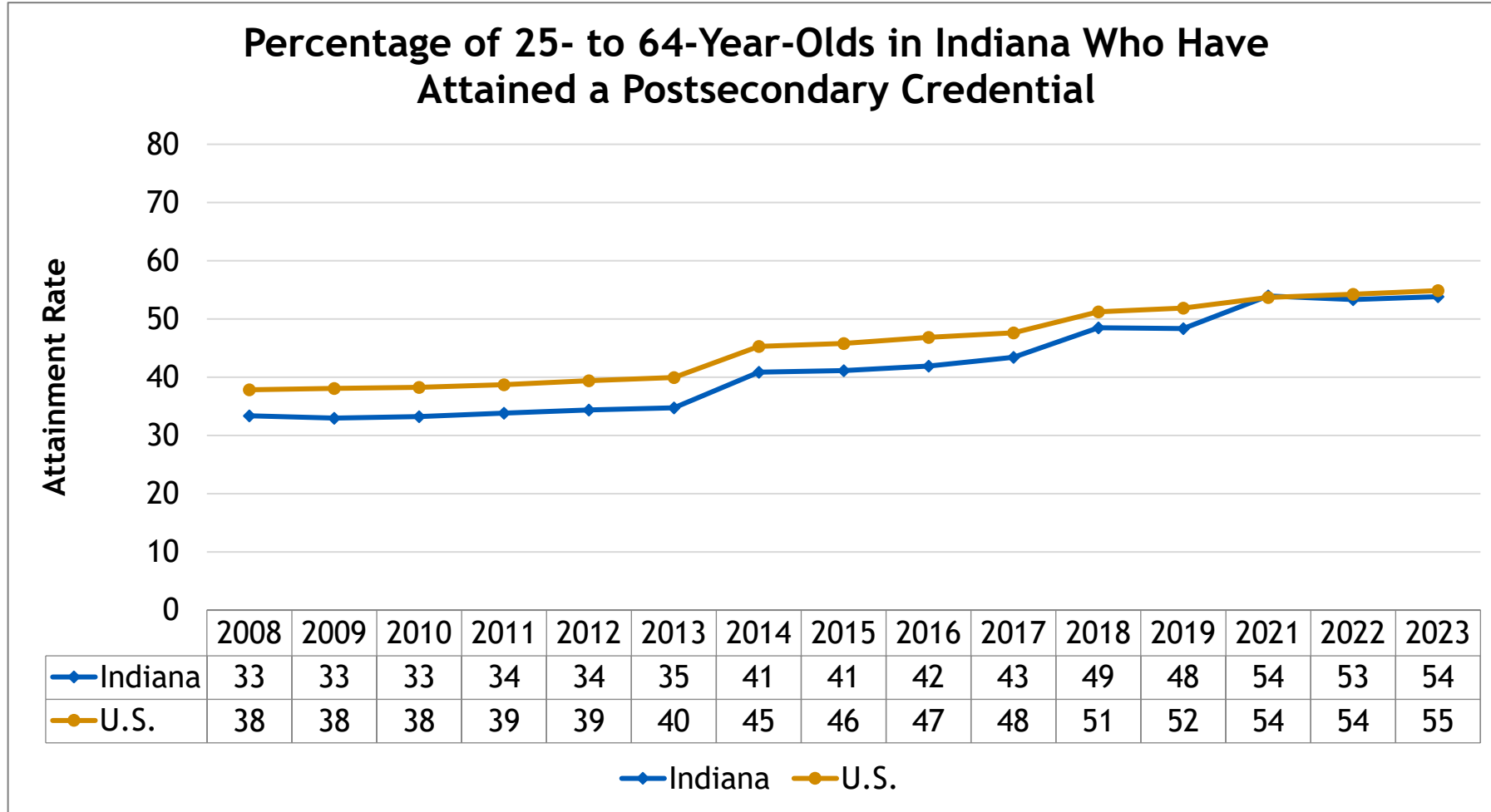
- **\$6.54M in total annual savings** for Indiana colleges, universities, school districts, state and local governments, and students and their families through MHEC's contracts and programs
- **57-fold return** on annual compact membership commitment of \$115,000
- **\$3.5M in savings on technology** for Indiana entities through contracts with Dell, Oracle, Xerox, CampusGuard, Lenovo, and more
- **\$2.3M savings on distance education** through Midwestern-State Authorization Reciprocity Agreement

Other MHEC Benefits for Indiana

- **MHEC supported Indiana with grant funds** to support librarians and educators across the state to attend Creative Commons Certificate training and to support the Open Educational Resources State Action Team to meet with leaders of public and independent institutions
- **Six Indiana leaders** attended MHEC's FAFSA Summit and eight attended the follow-up call
- **Five technology leaders** engaged in MHEC's free professional development and networking
- **Indiana students and their families** who participated in the Midwest Student Exchange Program saved \$747,280

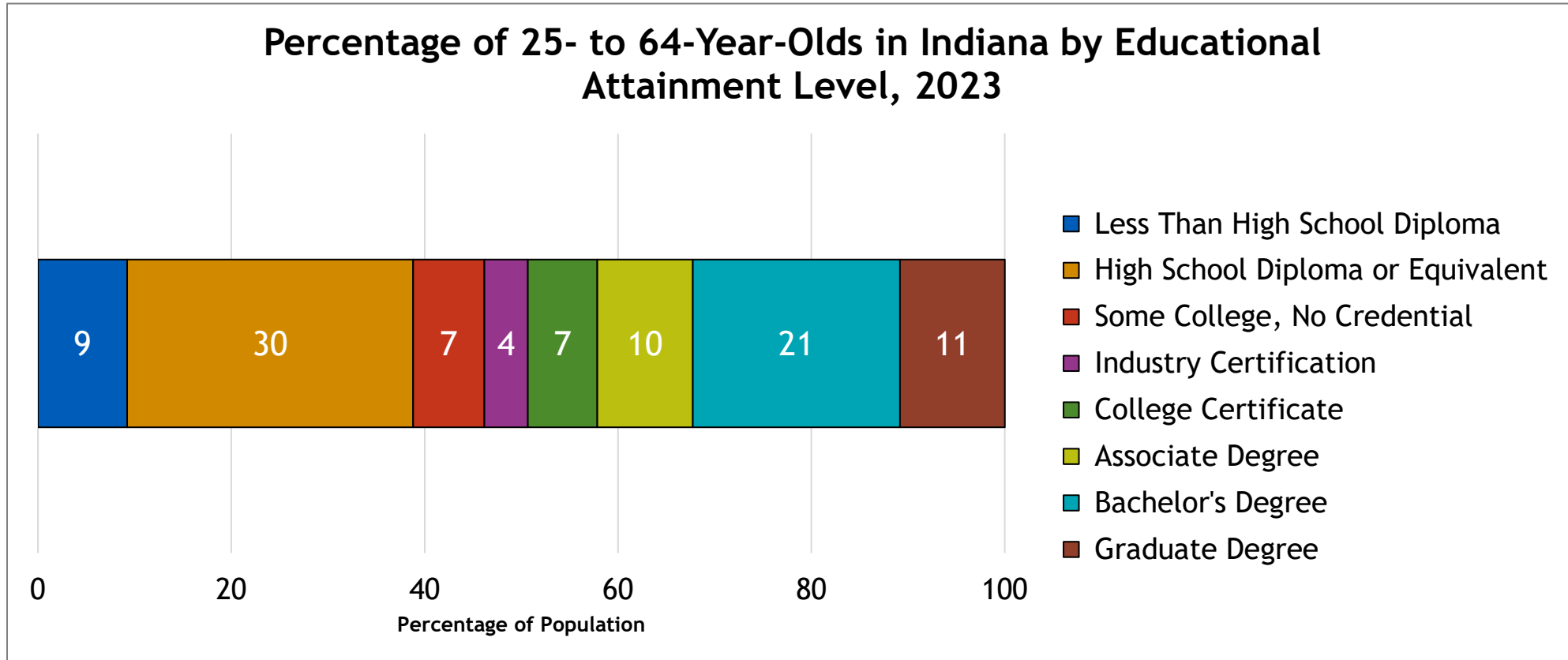
Key Indicators for Higher Education in Indiana

ATTAINMENT: About 54% of Hoosiers have a postsecondary certificate or higher, compared to 55% nationally.



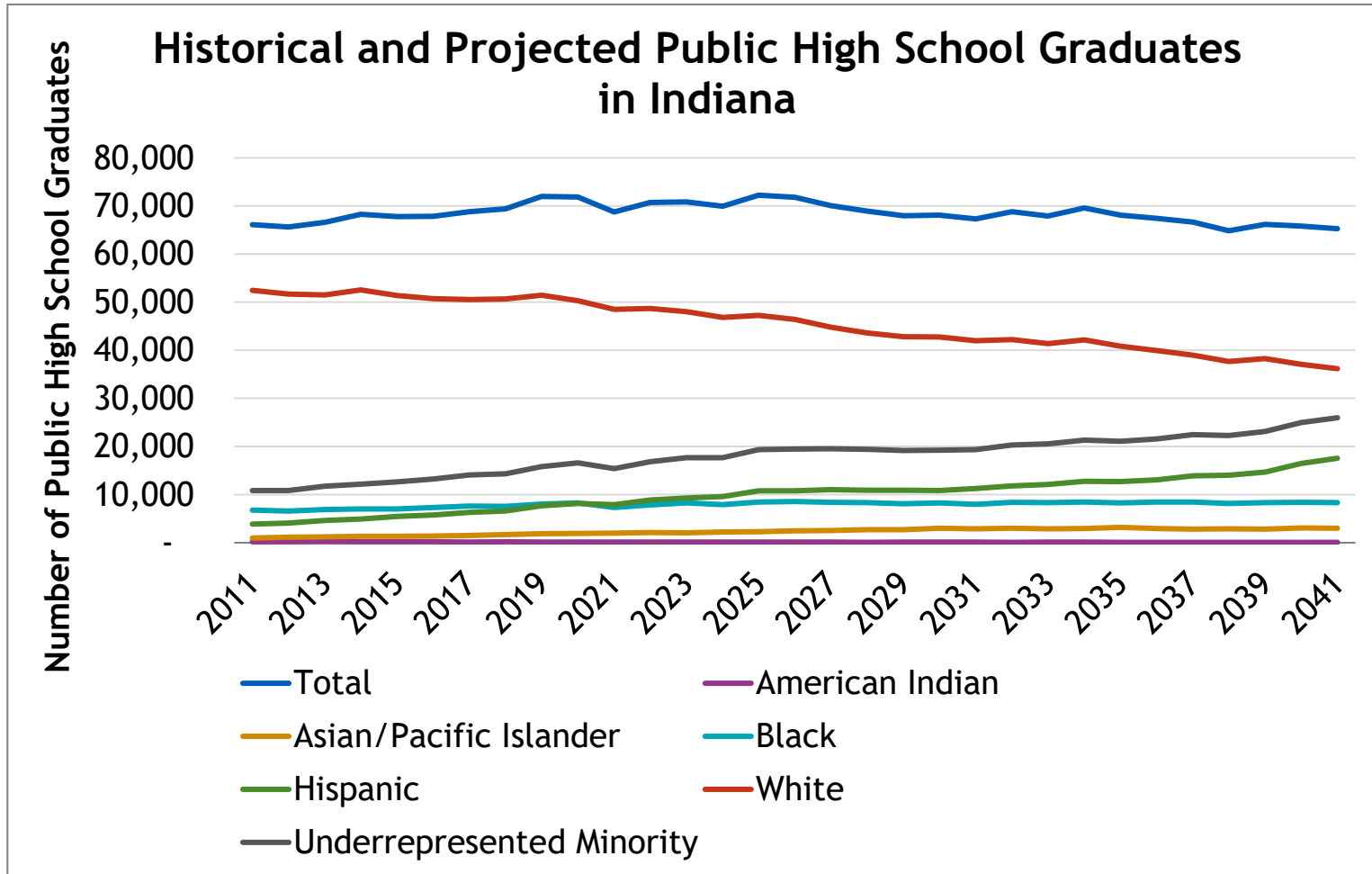
Source. Lumina Foundation. (2025). *A Stronger Nation*. Note. Since 2014, the attainment estimate includes postsecondary certificates. Since 2018, the attainment estimate includes industry-recognized certifications. 2020 estimates are not available due to sampling problems that occurred during the 2020 administration of the American Community Survey.

ATTAINMENT: Indiana residents have attained various types of postsecondary credentials, ranging from industry certifications and college certificates to bachelor's and graduate degrees; 46% of residents do not have a post-secondary credential.



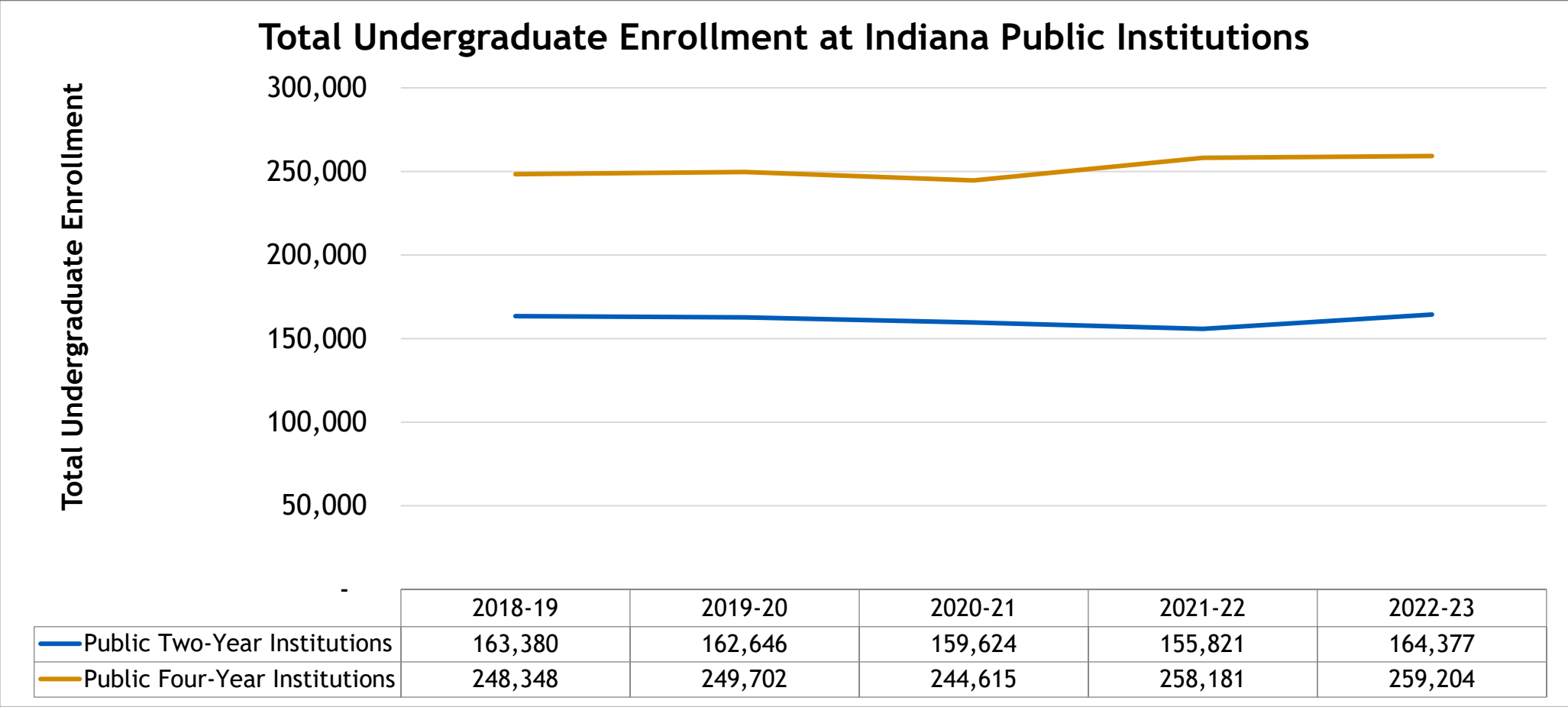
Source. Lumina Foundation. (2025). *A stronger nation*.

ENROLLMENT POOL: High school graduates are projected to decrease in Indiana over the coming decade, with decreases for White graduates but increases in non-White graduates.



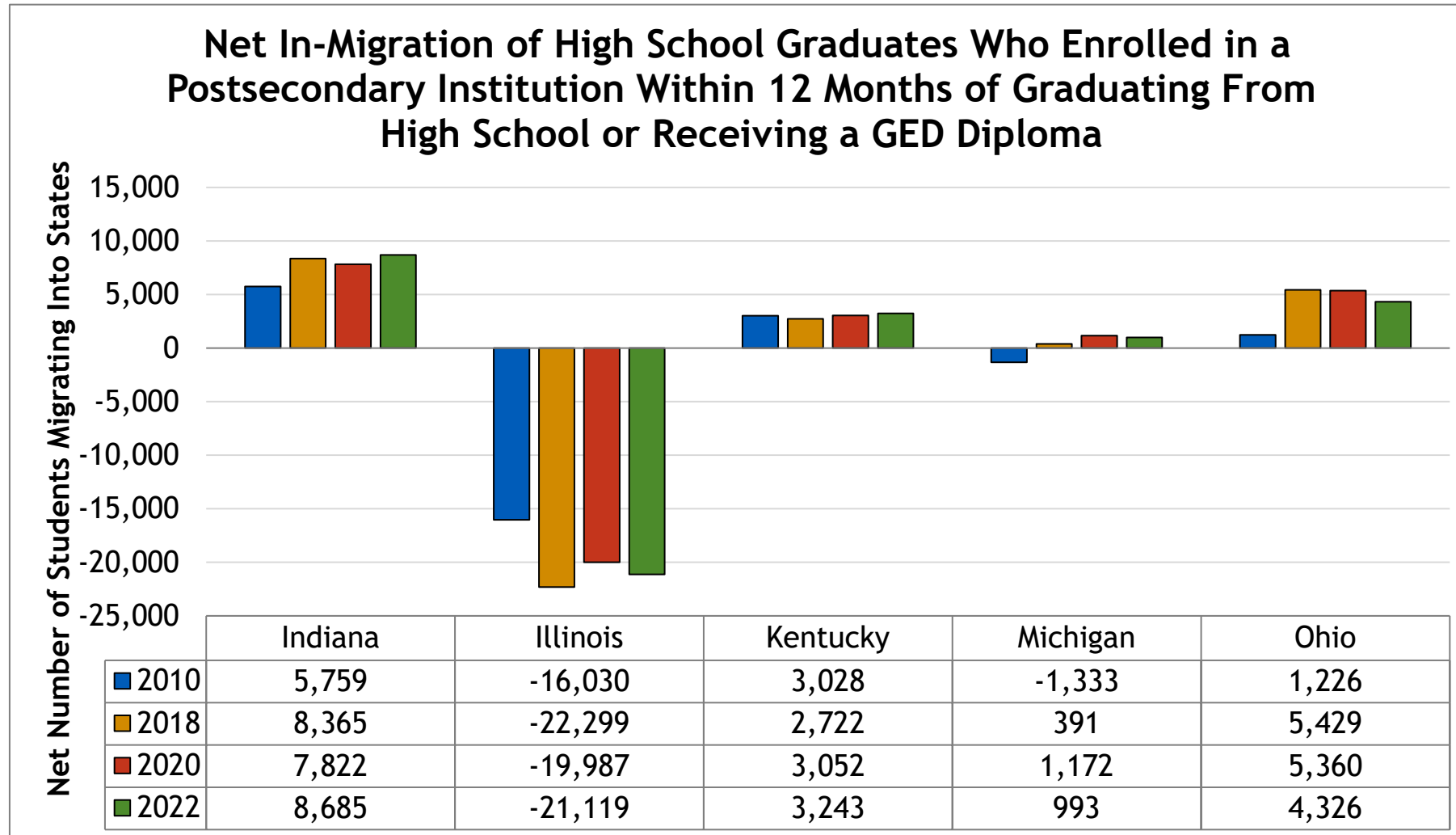
Source: WICHE. (2024). *Knocking at the College Door*. Note. The *Underrepresented Minority* category comprises American Indians, Blacks, and Hispanics.

ENROLLMENT: Total undergraduate enrollment at Indiana's public two- and four-year institutions increased from 2021-22 to 2022-23.



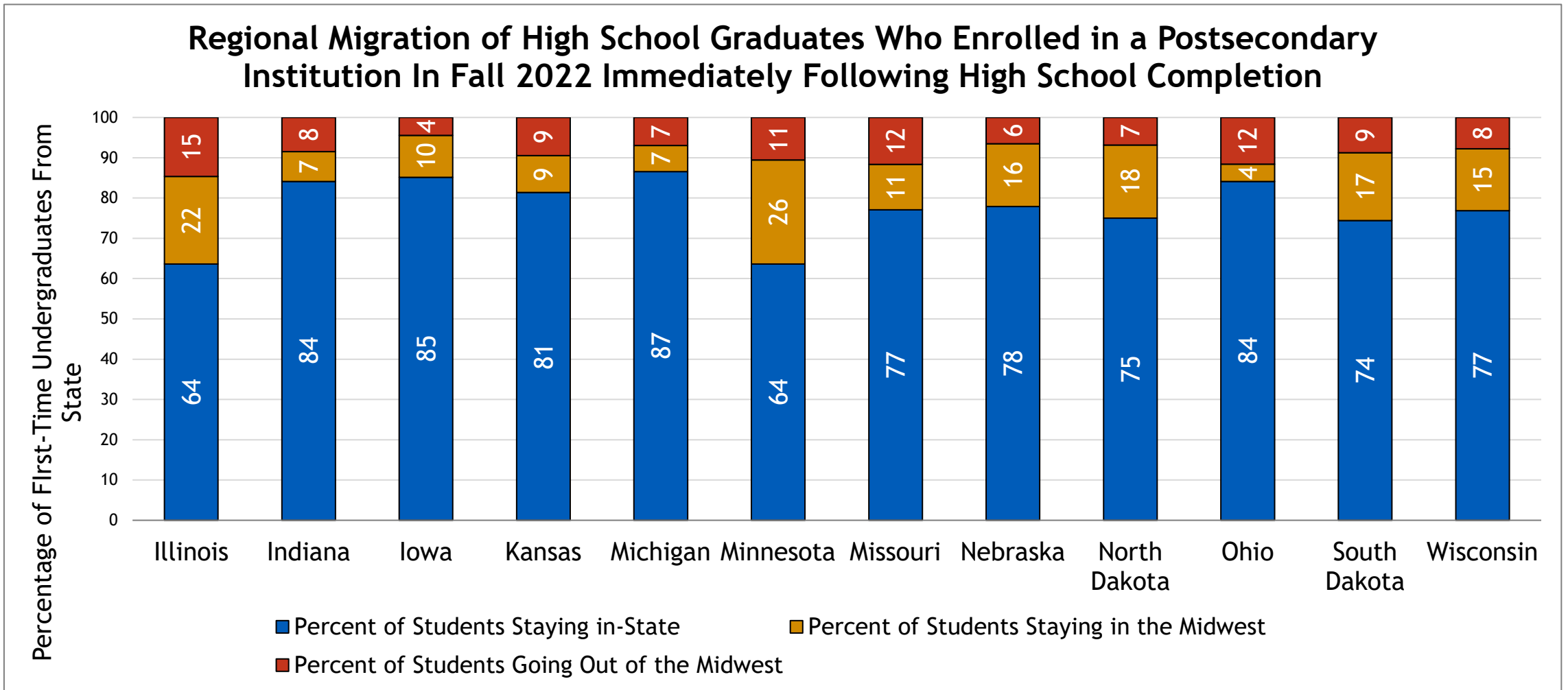
Source. NCES IPEDS. (2023). 12-month enrollment. Enrollment estimates include on- and off-campus students, dual enrollment students, and students taking distance or online courses.

MIGRATION: More students migrate into Indiana than migrate out.



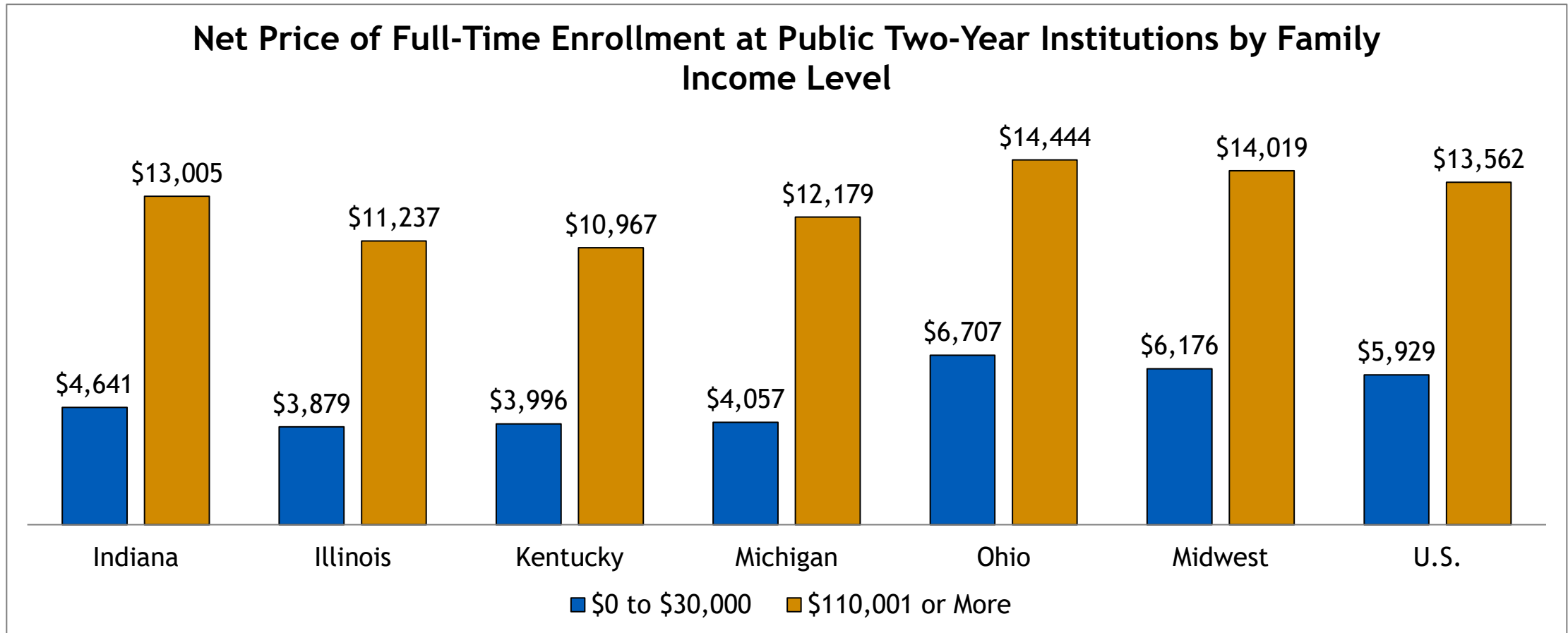
Source. NCES IPEDS. (2022). *Fall enrollment*.

ENROLLMENT LOCATION: Of first-time college students from Indiana in 2022, 84 percent enrolled in state, 7 percent enrolled elsewhere in Midwest, and 8 percent enrolled outside the Midwest.



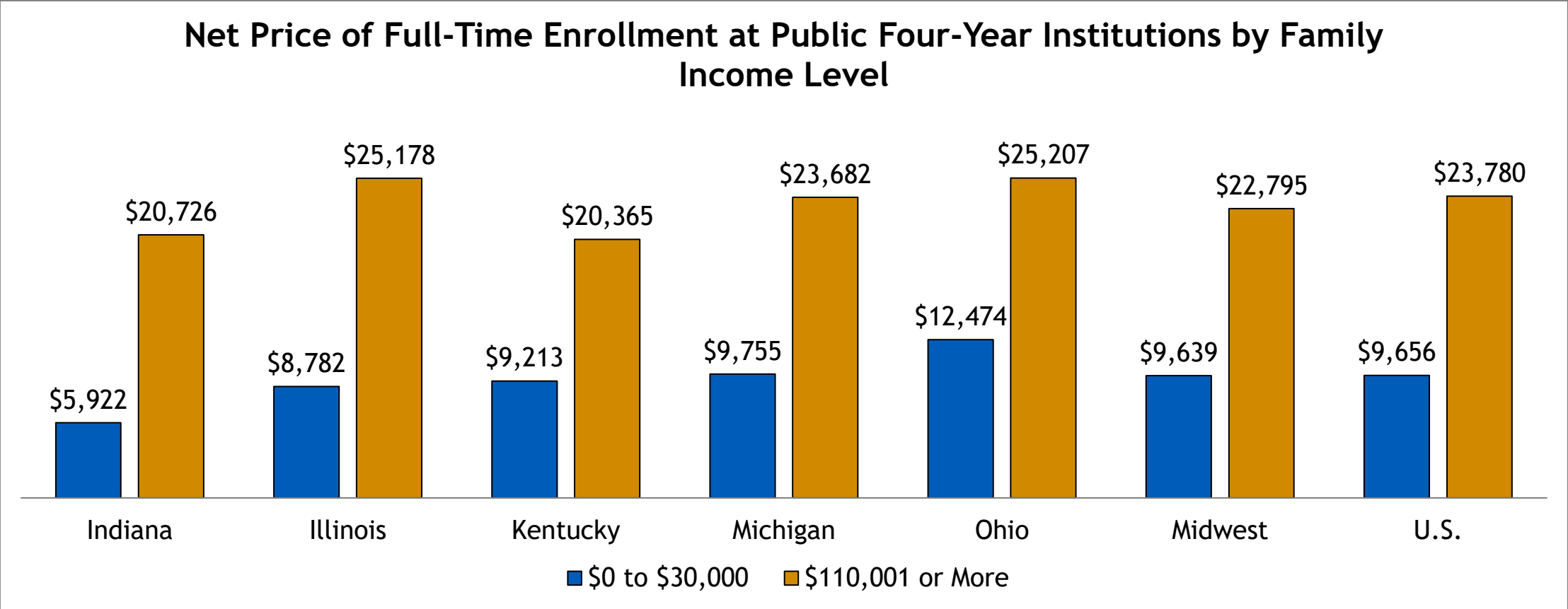
Source. NCES IPEDS. (2022). *Fall enrollment*.

TWO-YEAR COLLEGE PRICE: Average net price for low-income students at two-year Indiana public institutions is lower than Midwest and national averages, but higher than Illinois, Kentucky, and Michigan.



Source. NCES IPEDS. (2023). *Net price*. Estimates are weighted by income group of first-time/full-time students. Total price of attendance includes in-district tuition, fees, room, board, books, supplies, transportation, and other designated costs. Carnegie Classification was used to classify institutions. Institutions with mixed categories were classified according to their distribution of associate and bachelor's degrees awarded. Tribal colleges are excluded.

FOUR-YEAR COLLEGE PRICE: Average net price for low-income students at Indiana public four-year institutions is lower than Midwest and national averages and lower than border states.



Source. NCES IPEDS. (2023). *Net price*. Estimates are weighted by income group of first-time/full-time students. Total price of attendance includes in-state tuition, fees, room, board, books, supplies, transportation, and other designated costs. Carnegie Classification was used to classify institutions. Institutions with mixed categories were classified according to their distribution of associate and bachelor’s degrees awarded. Tribal colleges and universities are excluded.



Policy & Research and Resources

- [MHEC Strategic Plan 2022-2025](https://www.mhec.org/resources/strategic-plan-2022-2025)
<https://www.mhec.org/resources/strategic-plan-2022-2025>
- [MHEC Interactive Dashboard](http://mhec.org/dashboard)
<http://mhec.org/dashboard>
- [2023-24 MHEC Cost Savings](https://www.mhec.org/resources/2023-24-mhec-cost-savings)
<https://www.mhec.org/resources/2023-24-mhec-cost-savings>
- [Indiana-specific Information](http://mhec.org/states/Indiana)
Indiana State Highlights, State Performance Update, Higher Education in Focus Report
<http://mhec.org/states/Indiana>

