

2024 North Dakota State Visit

Midwestern Higher Education Compact
(MHEC)

Susan Heegaard

President

susanh@mhec.org

Rob Trembath

COO & General Counsel

robt@mhec.org

Breanne Hegg

Vice President

breanneh@mhec.org

MHEC Background

- Legislatively created in 1991 through Council of State Governments, Midwest Legislative Conference
- 12 states, Midwest census region
- One of four regional higher education compacts (MHEC, WICHE, SREB, NEBHE)
- Governed by 60 commissioners and alternates
- North Dakota joined in 1999
- MHEC's annual state commitment is \$115,000, lowest of the compacts

North Dakota Commissioners



**Sen. Kyle
Davison**



Tim Flakoll
Governor's
Designee



Mark Hagerott
Chancellor
NDUS



Tim Mihalick
Chair, State
Board of
Higher
Education



**Rep. Brandy
Pyle**

What value do we provide to North Dakota?

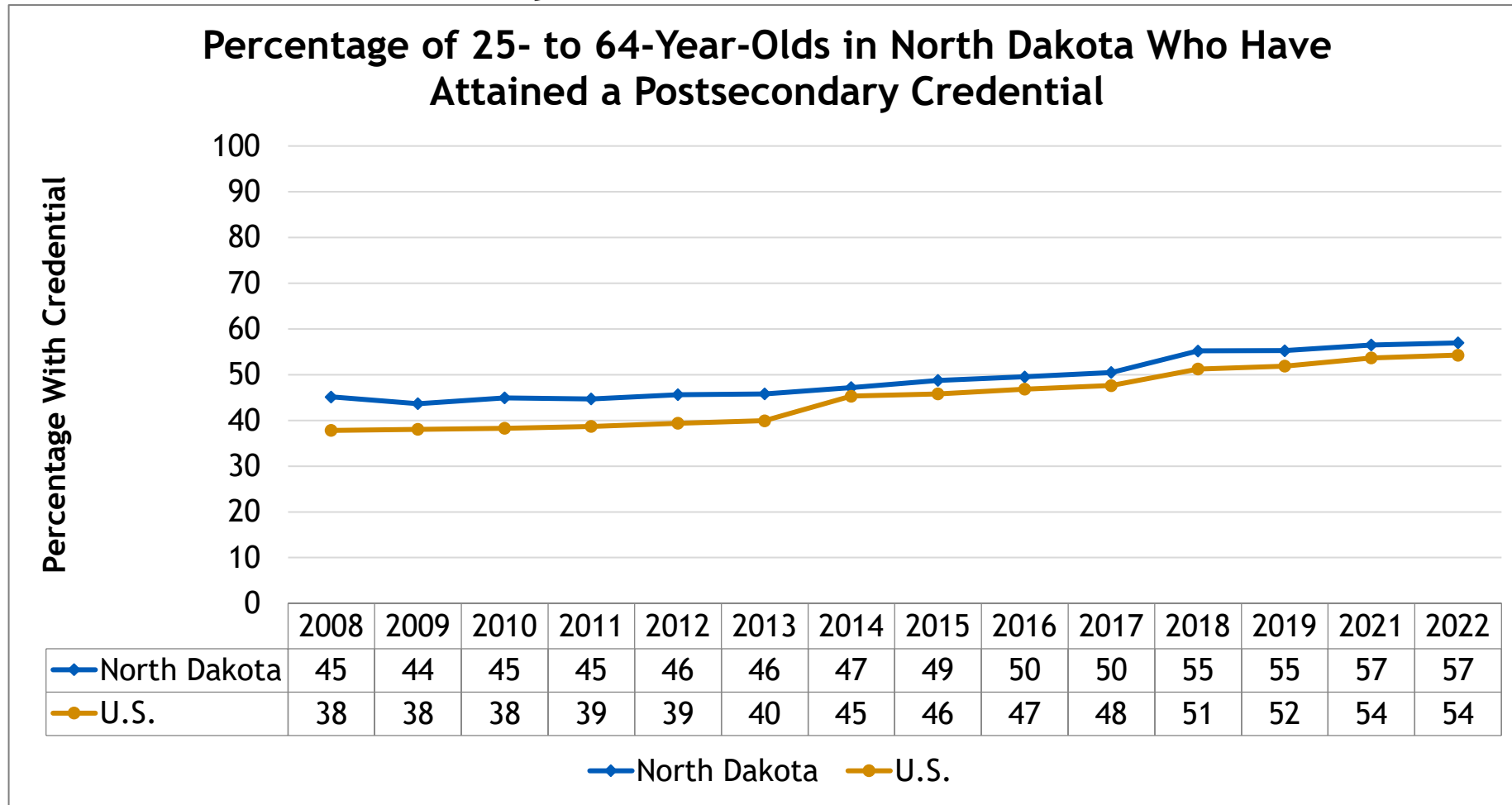
What is the ROI?

- **Cost Savings Contracts and Programs** - Technology (hardware, software and services) and MHECcare student health solutions (fully insured school-sponsored plans and virtual mental health services)
- **Policy Related Programs** - Dual Enrollment, Open Educational Resources (OER), State Authorization (M-SARA), Credentials and Learner Records
- **Research** - Reporting regularly on data trends informed by you as well as specific requests, interactive dashboard
- **Convening Opportunities** - Bringing together legislative, executive branch as well as higher education leaders to problem solve and share ideas
- **Other Opportunities** - Property insurance programs in development

FY23 Cost Savings for North Dakota

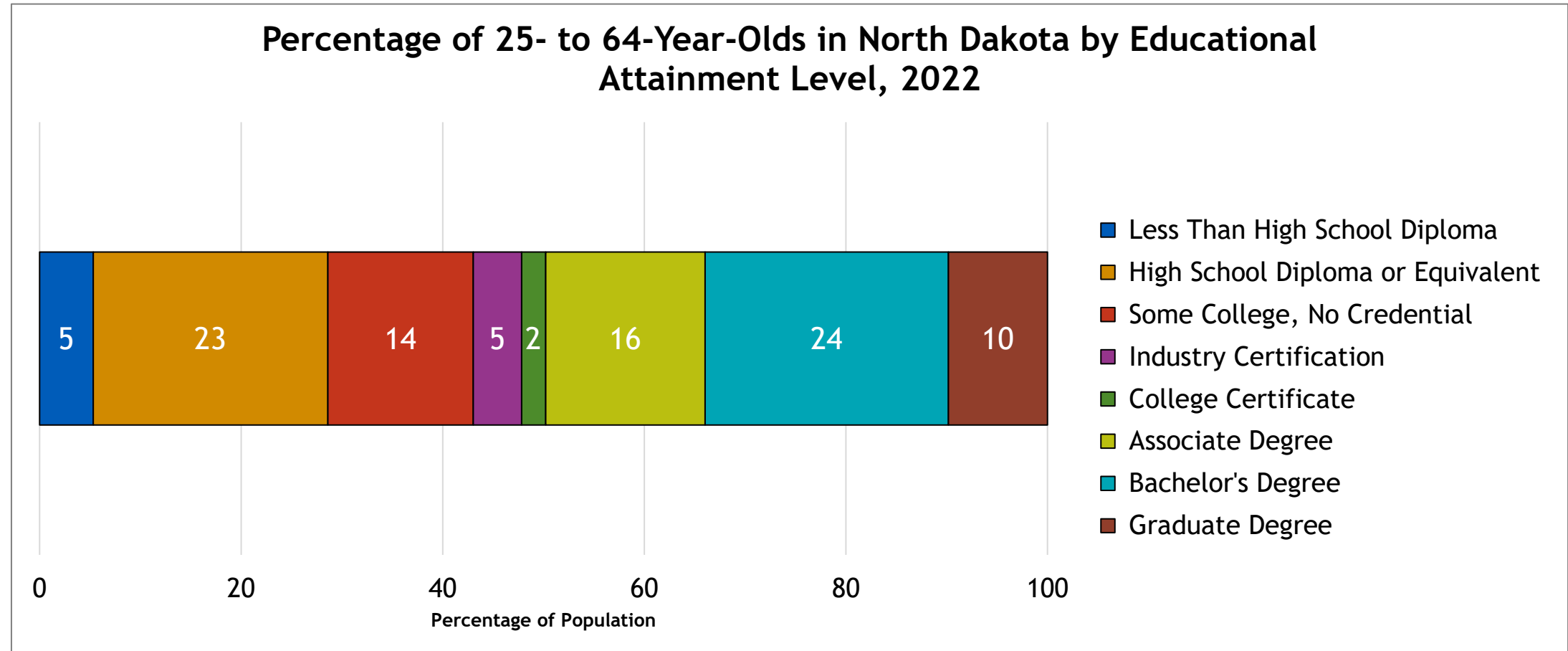
- The State of North Dakota received a 7-fold return on its annual compact membership commitment of \$115,000.
- In 2023, North Dakota colleges, universities, school districts, and state and local governments realized more than \$792,000 in cost savings through MHEC's contracts and programs.
 - North Dakota saved over \$294,000 by purchasing over \$3.27M in technology hardware, software, and services.
- North Dakota saved approximately \$498,000 through the Midwestern-State Authorization Reciprocity Agreement (M-SARA).
- The North Dakota University System participates in MHEC Care, MHEC's Student Health Solutions program.
- North Dakota citizens saved over \$348,000 through the Midwest Student Exchange Program.

About 57% of North Dakotans have a postsecondary certificate or higher, compared to 54% nationally.



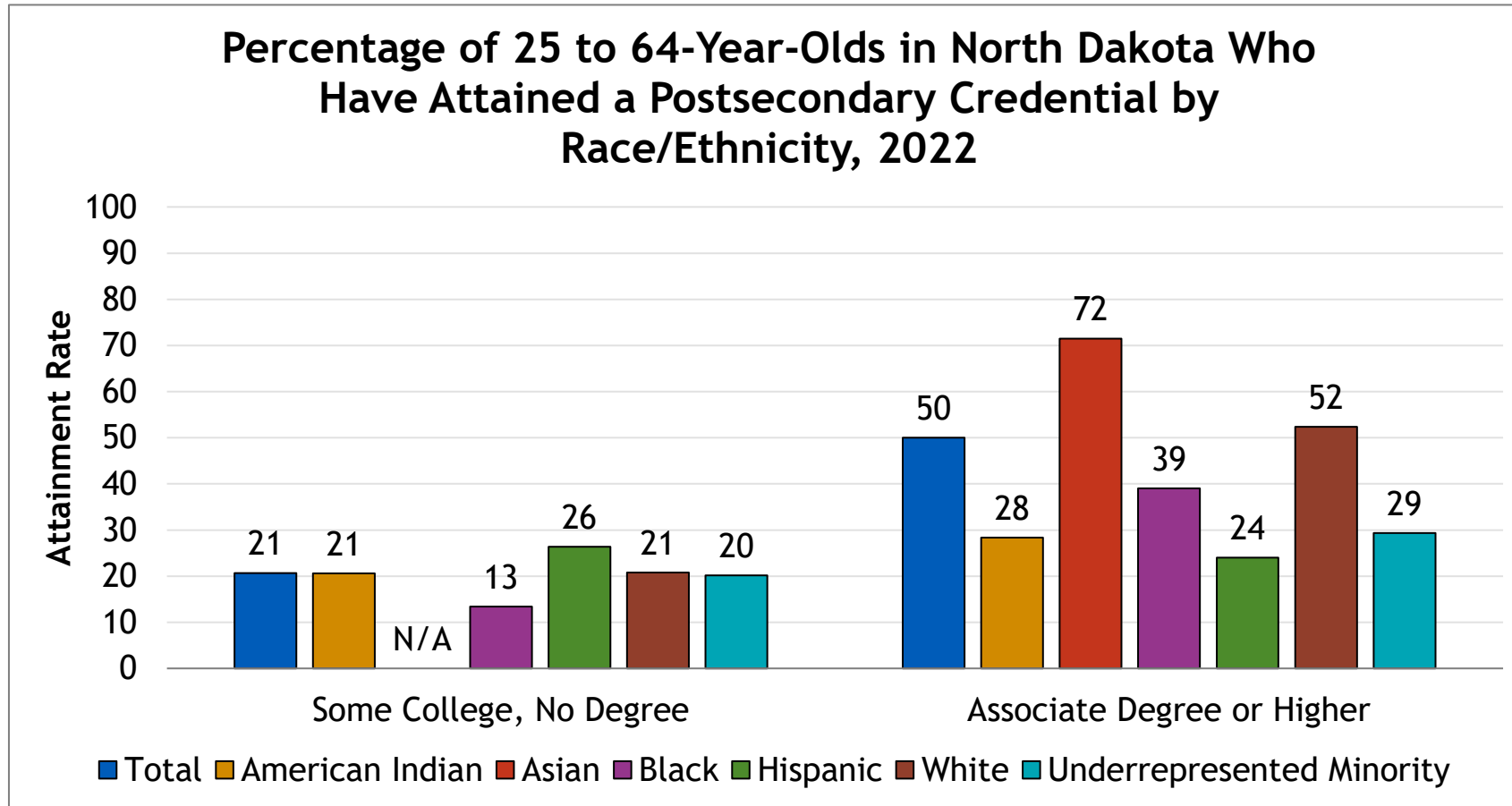
Source. Lumina Foundation. (2024). *A stronger nation*. Note. Since 2014, the attainment estimate includes postsecondary certificates. Since 2018, the attainment estimate includes industry-recognized certifications. 2020 estimates are not available due to sampling problems that occurred during the 2020 administration of the American Community Survey.

North Dakota residents have attained various levels of postsecondary education, spanning from industry certifications and college certificates to bachelor's and graduate degrees.



Source. Lumina Foundation. (2024). *A stronger nation*.

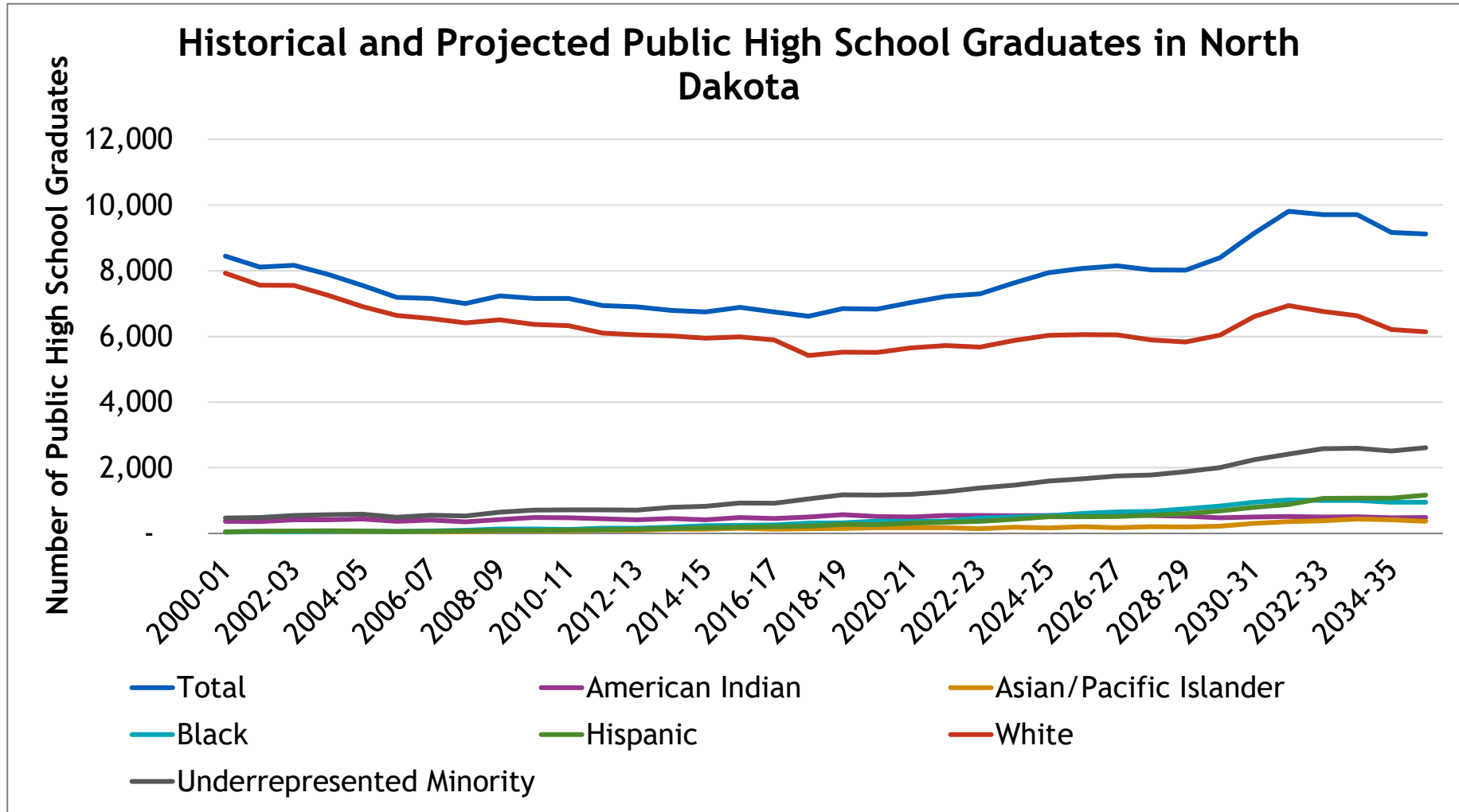
There is a 23-point gap in the percentage of adults with an associate degree or higher between underrepresented minority adults as a group (American Indian, Black, Hispanic, and Pacific Islander) and White adults in North Dakota.



Source. U.S. Census Bureau. (2022). *American Community Survey 1-year estimates*.

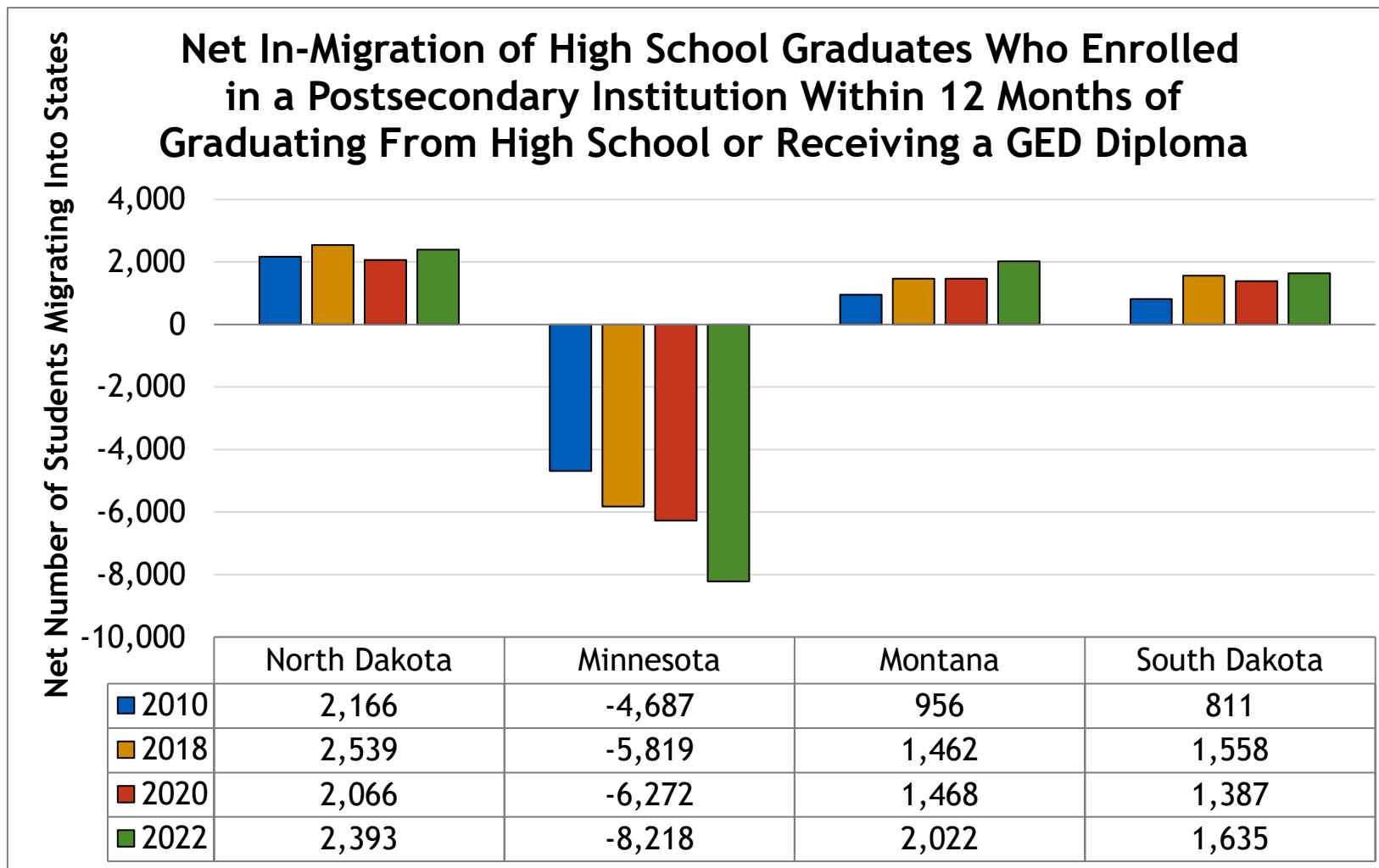
Note. College certificates are included within the “some college, no degree” category. Some Asian subgroups are underrepresented in higher education (e.g., Hmong) but cannot be separated from the Asian category.

High school graduates are projected to increase in North Dakota over the coming decade, with increases for both White and underrepresented graduates.



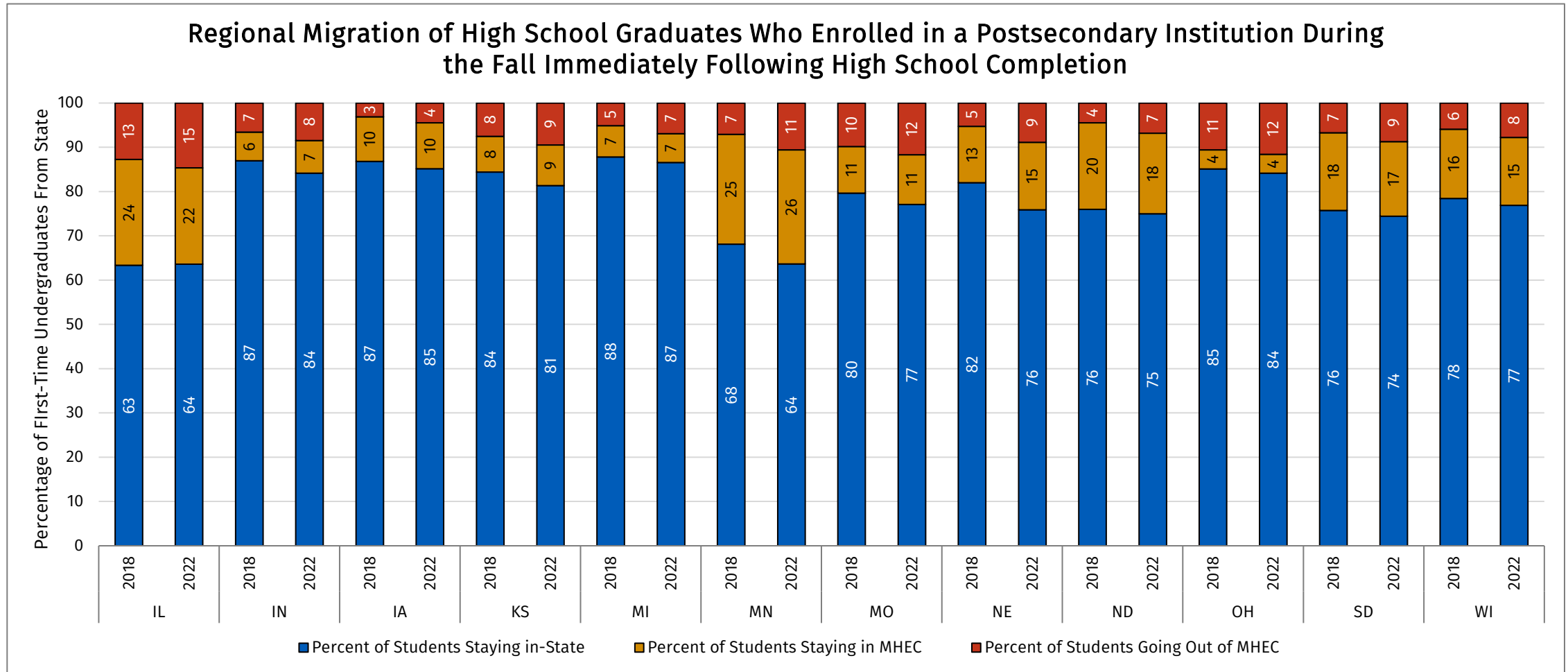
Source. WICHE. (2020). *Knocking at the college door*.

More students migrate into North Dakota than the number that migrate out. Net in-migration into North Dakota increased between 2020 and 2022, while its border states (except Minnesota) also experienced an increase.



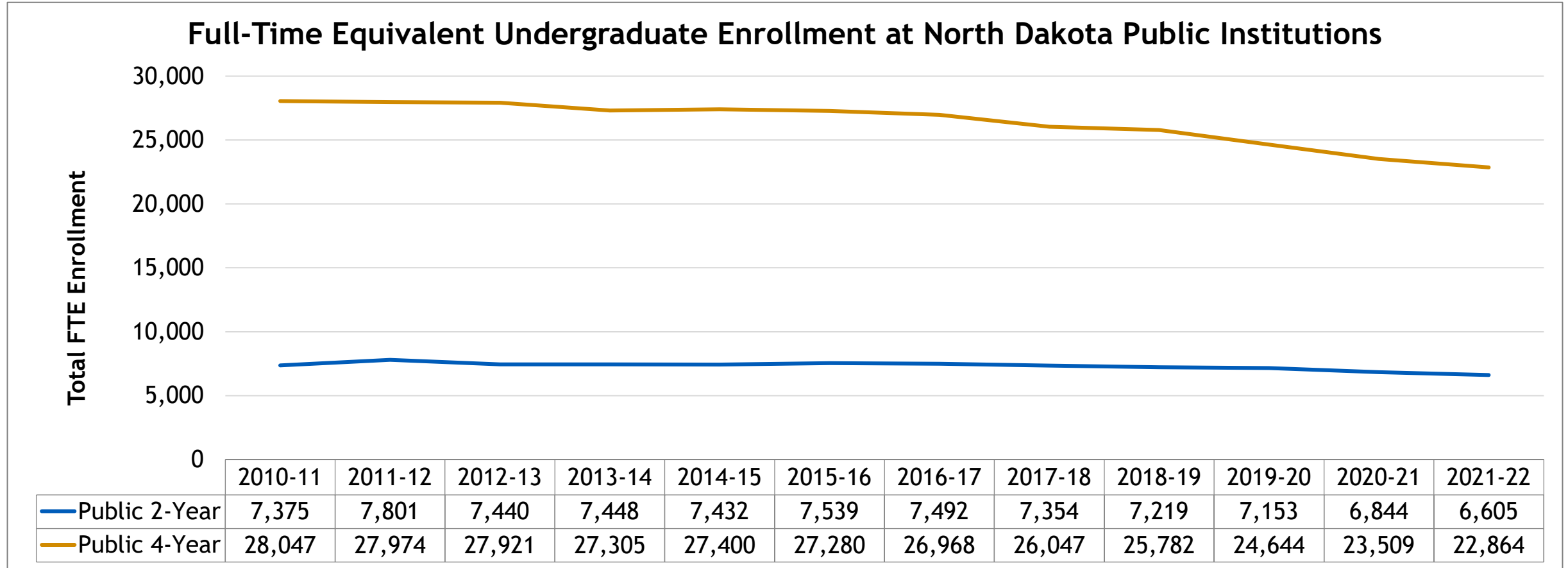
Source. NCES IPEDS. (2022). *Fall enrollment*.

Of first-time college students from North Dakota in 2022, 75 percent enrolled in state, 18 percent enrolled elsewhere in the Midwest, and 7 percent enrolled outside the Midwest.



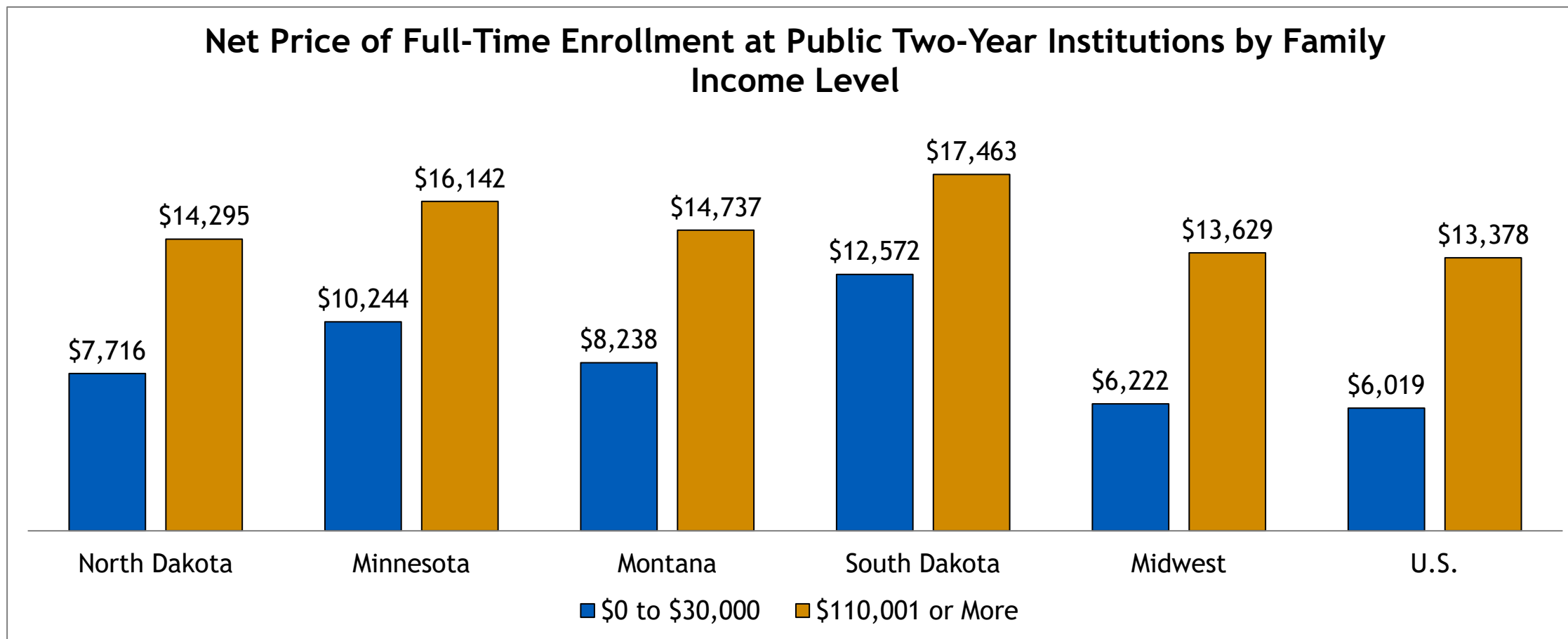
Source. NCES IPEDS. (2022). *Fall enrollment.*

Undergraduate enrollment has declined at public four-year institutions in North Dakota since 2010-11, compared to a more recent decline at public two-year institutions.



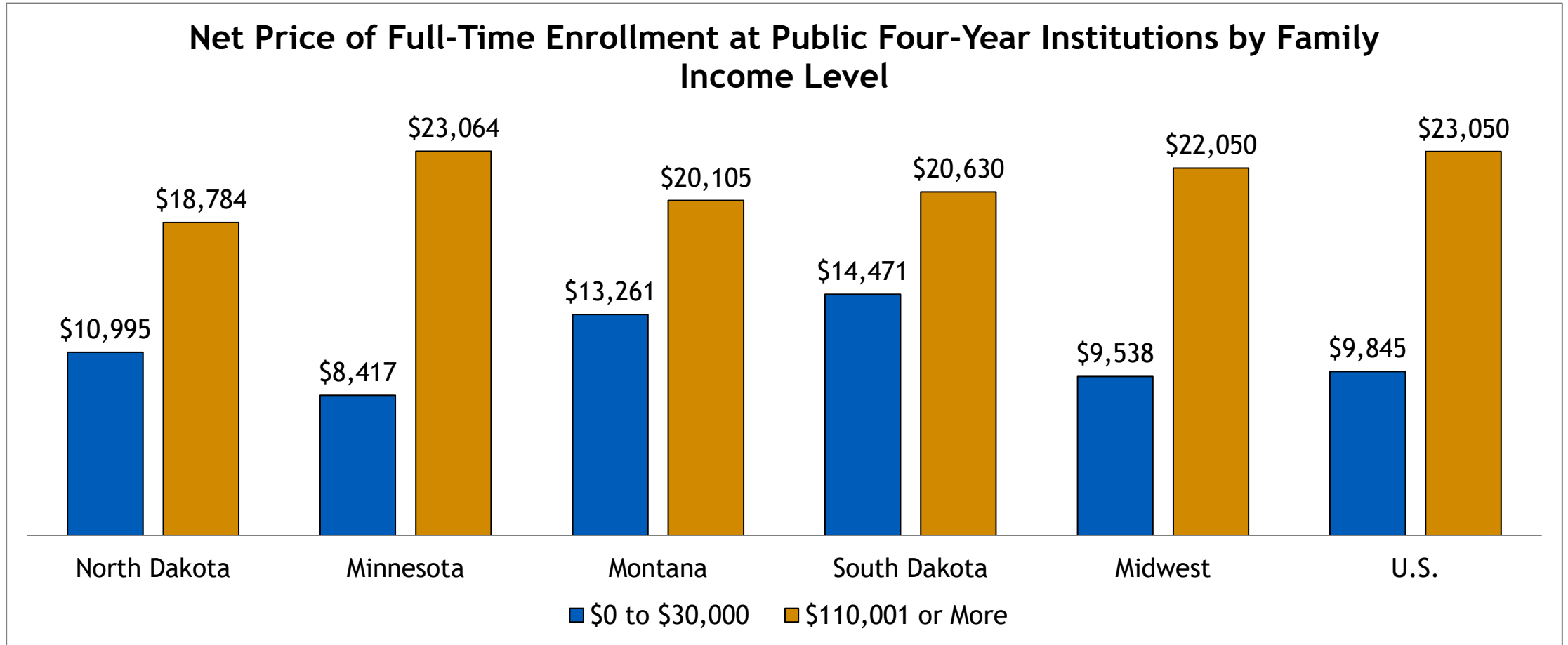
Source. NCES IPEDS. (2022). *12-month enrollment*. Carnegie Classification was used to classify institutions. Institutions with mixed categories were classified according to their distribution of associate and bachelor's degrees awarded. Tribal colleges and universities are excluded. Categorizations may change over time.

The average net price - the total cost of attendance (including room and board) minus grant aid - for low-income students at North Dakota public two-year institutions is above the Midwest and national averages but below the prices in border states.



Source. NCES IPEDS. (2022). *Net price*. Estimates are weighted by income group of first-time/full-time students. Total price of attendance includes tuition, fees, room, board, books, supplies, transportation, and other designated costs. Carnegie Classification was used to classify institutions. Institutions with mixed categories were classified according to their distribution of associate and bachelor's degrees awarded. Tribal colleges are excluded.

The average net price - the total cost of attendance (including room and board) minus grant aid - for low-income students at North Dakota public four-year institutions is above the Midwest and national averages but lower than the prices in two border states.



Source. NCES IPEDS. (2022). *Net price*. Estimates are weighted by income group of first-time/full-time students. Total price of attendance includes tuition, fees, room, board, books, supplies, transportation, and other designated costs. Carnegie Classification was used to classify institutions. Institutions with mixed categories were classified according to their distribution of associate and bachelor's degrees awarded. Tribal colleges and universities are excluded.

Policy & Research and Resources

- [MHEC Strategic Plan 2022-2025](https://www.mhec.org/resources/strategic-plan-2022-2025)
https://www.mhec.org/resources/strategic-plan-2022-2025
- [MHEC Interactive Dashboard](http://mhec.org/dashboard)
http://mhec.org/dashboard
- [2022-23 MHEC Cost Savings](https://www.mhec.org/resources/2022-23-mhec-cost-savings)
https://www.mhec.org/resources/2022-23-mhec-cost-savings
- [North Dakota Highlights 2022-2023](https://www.mhec.org/resources/North-Dakota-highlights-2022-2023)
https://www.mhec.org/resources/North-Dakota-highlights-2022-2023
- [2023 State Performance Update-North Dakota](https://www.mhec.org/resources/2023-state-performance-update-North-Dakota)
https://www.mhec.org/resources/2023-state-performance-update-North-Dakota