

2020-21 MSEP Data Report

Midwest Student Exchange Program (MSEP)



OCTOBER 2021

ABOUT THE MSEP

INTRODUCTION

Over the last two years the Midwestern Higher Education Compact (MHEC) staff conducted a thorough program review to determine the current relevance and value of the Midwest Student Exchange Program (MSEP) This culminated in the report *Student Reciprocity Programs and MSEP in the 21st Century* which utilized historical MHEC documents, recent publications around student exchange programs, interviews, and surveys. As a result, a set of observations and recommendations have been identified. They included: 1) clarifying MSEP goals, 2) updating and optimizing MSEP policies, 3) improving, expanding, and supporting MSEP data collection, and 4) improving MSEP administration and staffing. This report has a new look and additional data to serve the needs of a wider and more diverse group of compact stakeholders.

WHAT IS THE MSEP?

MHEC helps improve access to postsecondary education through the Midwest Student Exchange Program (MSEP). Since 1994, the MSEP has provided more affordable opportunities for students to attend out-of-state institutions. The MSEP serves as the Midwest's largest multi-state tuition reciprocity program. Over 80 colleges and universities in Indiana, Kansas, Minnesota, Missouri, Nebraska, North Dakota, Ohio, and Wisconsin have opened their doors to each other's citizens at more affordable rates for undergraduates and some graduate students. Although the MHEC is composed of 12 Midwestern states, the MSEP is a voluntary program (as are all MHEC programs) with Iowa, Michigan, and South Dakota electing not to participate in the 2021 fiscal year.

HOW DOES IT WORK?

MHEC makes it easy for counselors, parents and students to find information about institutions participating in our program by using the online search tool at <https://msep.mhec.org>. Through the MSEP, public institutions agree to charge students no more than 150% of the in-state resident tuition rate and private institutions offer a 10% reduction on their tuition rates. Institutions may limit MSEP to specific programs or degree levels. You must enroll as a non-resident student at a participating MSEP campus to receive the discount. Actual savings through the program will vary from institution to institution depending upon the tuition rates.

TOTAL SAVINGS FOR FY21

\$60,969,803

FY21 MSEP SAVINGS AVERAGE

Overall	\$7,215
Community College	\$681
University	\$3,752



MIDWESTERN HIGHER EDUCATION COMPACT

105 Fifth Avenue South, Suite 450 Minneapolis, MN 55401
(612) 677-2777 office (612) 767-3353 fax MHEC.ORG

E-MAIL: msep@mhec.org WEB: www.mhec.org



© 2021. All Rights Reserved.

ENROLLMENT STATISTICS

MSEP ENROLLMENT

by students' home state of residence

STATE	Enrollment FY21	Difference from FY20
Illinois	4,938	-1,400
Indiana	144	-41
Kansas	528	-131
Michigan	298	-423
Minnesota	478	-58
Missouri	702	-166
Nebraska	790	-79
North Dakota	56	-29
Ohio	277	31
Wisconsin	239	-34
TOTAL	8,450	-2,330

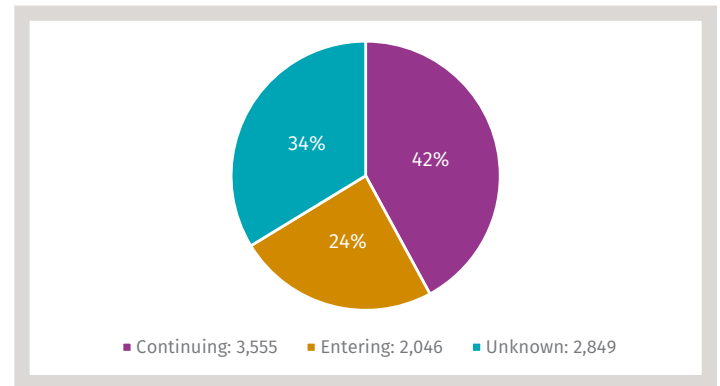
MSEP MIGRATION

STATE	IN MIGRATION	OUT MIGRATION
Illinois	0	4,938
Indiana	1,340	144
Kansas	1,216	528
Michigan	0	298
Minnesota	151	478
Missouri	2,288	702
Nebraska	446	790
North Dakota	153	56
Ohio	28	277
Wisconsin	2,828	239

FY21 MSEP ENROLLMENT

Overall	8,450
Community College	393
University	8,057

STUDENT ENROLLMENT STATUS

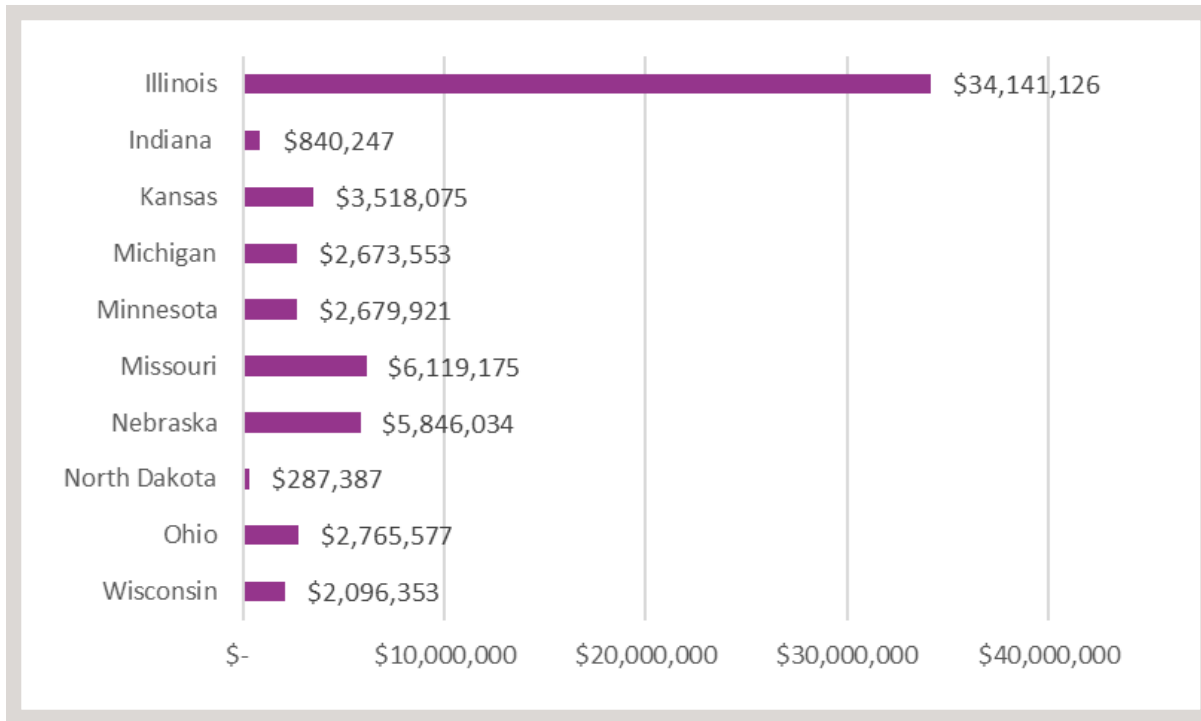


STUDENT STANDING

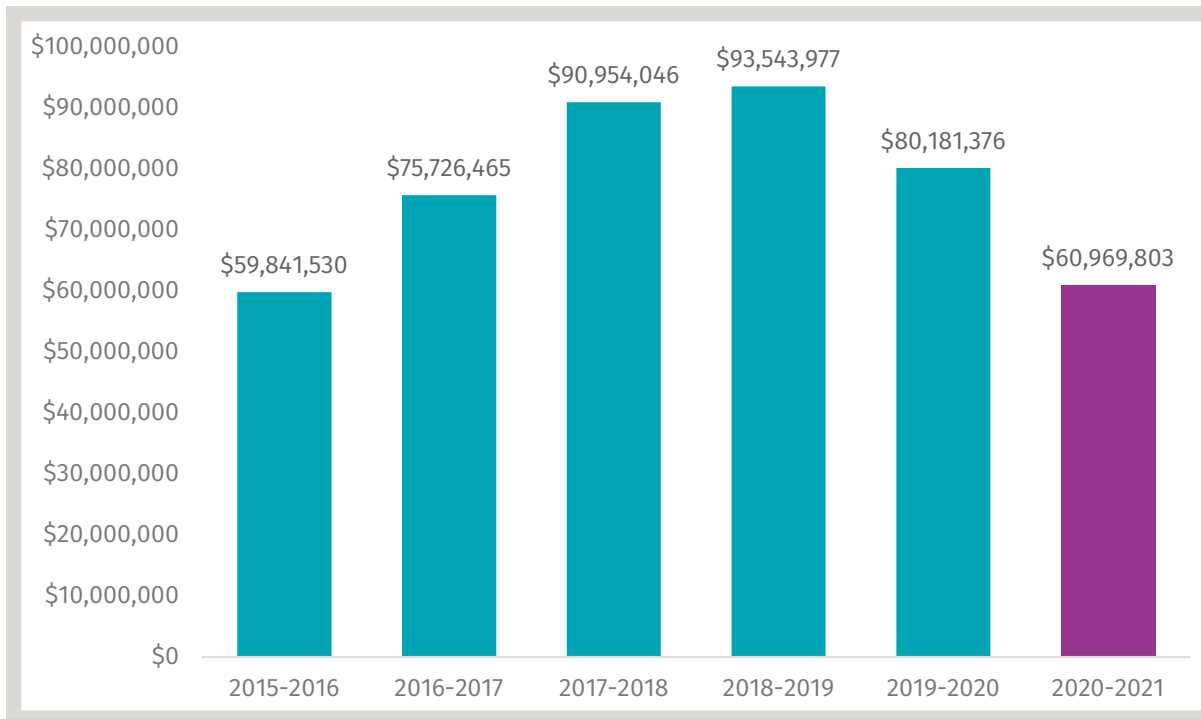


TUITION SAVINGS

TUITION SAVINGS BY HOME STATE OF RESIDENCE*



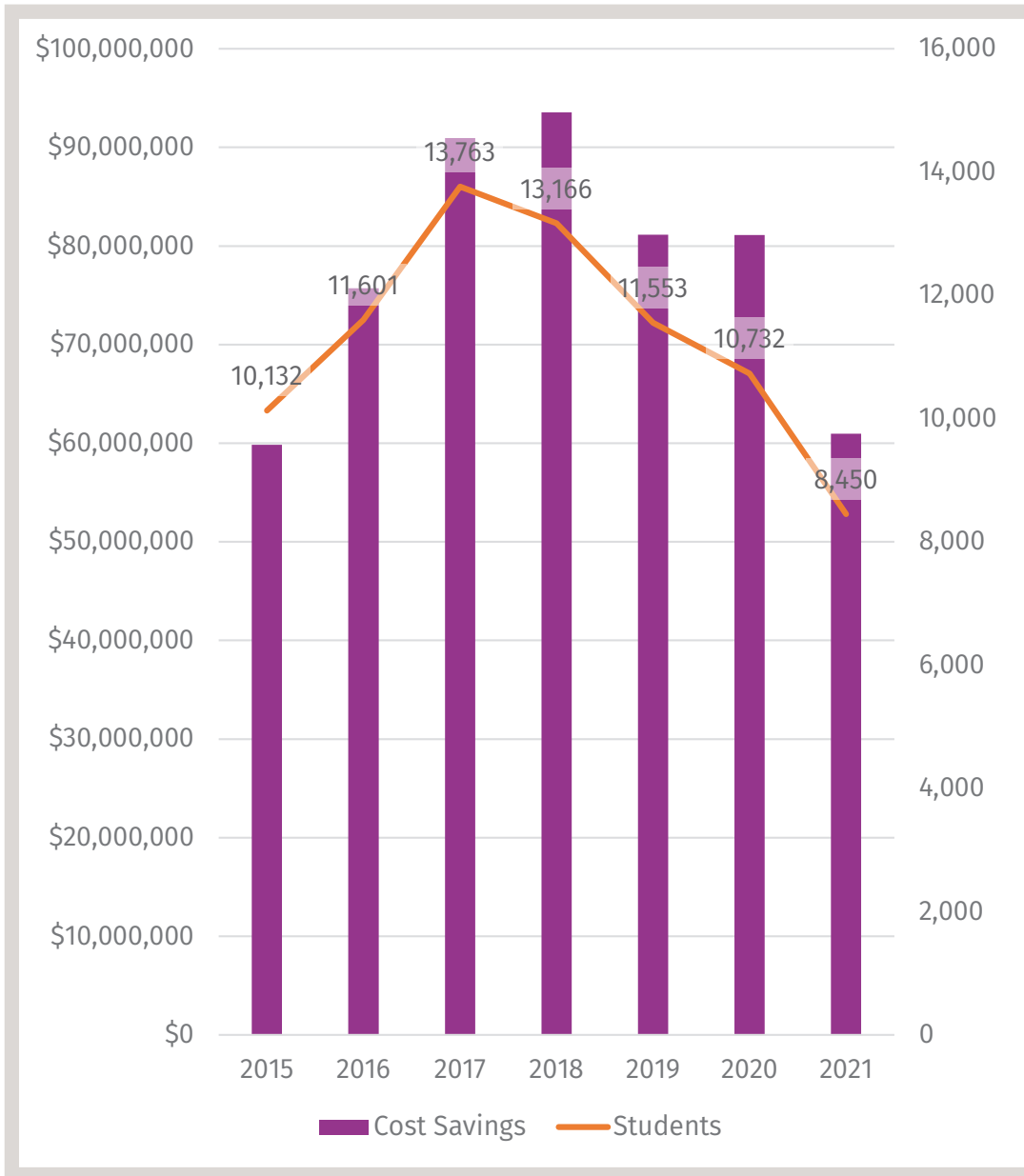
MSEP STUDENT TUITION SAVINGS BY YEAR*



*These tables reflect aggregate savings.

TUITION SAVINGS

MSEP ENROLLMENT AND COST SAVING TRENDS



DETAILED MSEP ENROLLMENT

by home state of residence

Institution Name	Illinois	Indiana	Kansas	Michigan	Minnesota	Missouri	Nebraska	North Dakota	Ohio	Wisconsin	Grand Total
Indiana State University	1	0	6	49	11	68	2	1	1	21	160
Indiana University East	10	0	3	0	1	2	0	0	22	0	38
Indiana University Fort Wayne	1	0	0	1	0	0	0	0	0	0	2
Indiana University Kokomo	13	0	1	0	0	4	0	0	4	3	25
Indiana University Northwest	82	0	0	0	0	1	0	0	2	0	85
Indiana University Purdue University Columbus	2	0	0	0	0	0	0	0	0	1	3
Indiana University Purdue University Indianapolis	410	0	21	104	14	63	7	2	106	56	783
Indiana University South Bend	45	0	1	0	0	0	0	0	6	4	56
Indiana University Southeast	7	0	1	0	0	2	0	0	10	0	20
Ivy Tech Community College	0	0	0	2	0	0	0	0	0	0	2
Purdue University Fort Wayne	73	0	0	40	3	5	0	1	33	11	166
Emporia State University	11	1	0	1	10	3	10	2	0	3	41
Fort Hays State University	6	0	0	0	6	0	0	0	0	1	13
Kansas State University	94	11	0	5	21	192	123	1	8	8	463
Pittsburg State University	7	1	0	1	3	0	0	0	1	4	17
University of Kansas	187	5	0	11	75	228	56	2	4	7	575
Wichita State	26	2	0	6	13	0	43	0	1	16	107
Minnesota State University Moorhead	21	2	4	0	0	7	7	2	1	0	44
St. Cloud State University	16	0	0	1	0	2	2	0	2	0	23
University of Minnesota Duluth	48	1	4	11	0	4	4	0	5	0	77
University of Minnesota Morris	3	0	3	0	0	0	1	0	0	0	7
Columbia College	21	2	0	2	0	0	1	0	3	0	29
Harris-Stowe State University	1	3	0	12	4	0	0	0	0	3	23
Missouri Southern State University	0	5	0	2	4	0	0	1	3	2	17
Missouri State University-Springfield	512	6	164	6	17	0	29	2	0	23	759
Missouri State University-West Plains	2	0	0	0	0	0	0	0	0	0	2
Northwest Missouri State University	26	3	132	2	4	0	440	0	0	7	614
Saint Louis Community College	374	6	1	1	1	0	0	0	0	2	385
University of Missouri-Kansas City	80	12	44	20	11	0	44	2	9	20	242
University of Missouri-St. Louis	0	2	7	2	5	0	3	1	1	6	27
Webster University	132	11	20	3	3	0	2	0	11	8	190
Dickinson State	0	0	0	0	7	0	0	0	0	0	7
Mayville State University	4	1	2	3	70	0	0	0	1	4	85
University of North Dakota	5	2	0	0	3	0	1	0	0	7	18
Valley City State University	8	0	0	2	18	2	2	0	4	7	43
Central Community College	2	0	5	1	0	0	0	0	0	1	9
University of Nebraska Kearney	18	0	1	1	3	9	0	0	1	2	35
University of Nebraska Omaha	51	3	82	3	141	64	0	14	11	11	380
Wayne State College	8	1	2	0	6	4	0	0	0	1	22
Shawnee State University	10	9	1	6	1	1	0	0	0	0	28
University of Wisconsin River Falls	47	3	2	0	0	1	2	8	2	0	65
University of Wisconsin - Eau Claire	135	3	2	0	0	2	4	3	1	0	150
University of Wisconsin - Green Bay	69	6	5	0	0	6	1	7	5	0	99
University of Wisconsin La Crosse	38	1	1	0	0	0	2	2	1	0	45
University of Wisconsin Milwaukee	1322	15	5	0	23	14	2	0	9	0	1390
University of Wisconsin Oshkosh	383	5	2	0	0	3	0	0	1	0	394
University of Wisconsin Parkside	185	4	0	0	0	0	0	0	0	0	189
University of Wisconsin Stevens Point	288	14	2	0	0	5	1	2	6	0	318
University of Wisconsin Stout	124	4	4	0	0	9	1	3	2	0	147
University of Wisconsin Whitewater	30	0	0	0	0	1	0	0	0	0	31
Grand Total	4938	144	528	298	478	702	790	56	277	239	8450

DEGREE PROGRAM PARTICIPATION

DEGREE PROGRAM	COUNT OF STUDENTS
Business, Management, Marketing, and Related Support Services	1,328
Health Professions and Related Programs	1,003
Education	663
Liberal Arts and Sciences, General Studies, and Humanities	604
Visual and Performing Arts	579
Biological and Biomedical Sciences	493
Psychology	436
Engineering	402
Communication, Journalism, and Related Programs	344
Parks, Recreation, Leisure, Fitness, and Kinesiology	290
Computer and Information Sciences and Support Services	247
Social Sciences	245
Agricultural/Animal/Plant/Veterinary Science and Related Fields	215
Homeland Security, Law Enforcement, Firefighting, and Related Protective Services	205
Natural Resources and Conservation	190
Architecture and Related Services	140
Physical Sciences	133
Public Administration and Social Service Professions	131
Multi/Interdisciplinary Studies	119
Engineering/Engineering-Related Technologies/Technicians	107
History	74
Mathematics and Statistics	74
English Language and Literature/Letters	72
Legal Professions and Studies	72
Foreign Language, Literatures, and Linguistics	52
Family and Consumer Sciences/Human Sciences	50
Transportation and Materials Moving	49
Culinary, Entertainment, and Personal Services	27
Library Science	26
Communications Technologies/Technicians and Support Services	23
Undecided	22
Philosophy and Religious Studies	17
Area, Ethnic, Cultural, Gender, and Group Studies	8
Science Technologies/Technicians	6
Mechanic and Repair Technologies/Technicians	4
Total	8,450

PARTICIPATING MSEP INSTITUTIONS 2020-21

ILLINOIS

McKendree University

INDIANA

Indiana State University
Indiana University - Purdue University - Indianapolis
Indiana University East
Indiana University Fort Wayne
Indiana University Kokomo
Indiana University Northwest
Indiana University Purdue University - Columbus
Indiana University South Bend
Indiana University Southeast
Ivy Tech Community College
Purdue University Fort Wayne

KANSAS

Emporia State University
Fort Hays State University
Friends University
Kansas State University
Pittsburg State University
University of Kansas
Wichita State University

MINNESOTA

Minnesota State University - Mankato
Minnesota State University - Moorhead
University of Minnesota - Duluth
University of Minnesota - Morris

St. Cloud State University
Metropolitan State University
Pine Technical and Community College

MISSOURI

Central Methodist University
Columbia College
Harris-Stowe State University
Jefferson College
Lincoln University
Lindenwood University
Metropolitan Community College
Mineral Area College
Missouri East Central College
Missouri Southern State University
Missouri State University
Missouri State University - West Plains
Missouri State University - Springfield
Missouri Valley College
Missouri Western State University
Northwest Missouri State University
Saint Louis Community College
Saint Louis University
St. Charles Community College
State Fair Community College
Truman State University
University of Central Missouri
University of Missouri - Kansas City
University of Missouri - St. Louis
Webster University

NEBRASKA

Central Community College
Grand Island, Hastings, and Columbus
Chadron State College
University of Nebraska at Kearney
University of Nebraska at Lincoln
University of Nebraska at Omaha
University of Nebraska Medical Center
Wayne State College

NORTH DAKOTA

Bismarck State College
Dickinson State
Mayville State University
North Dakota State College of Science
North Dakota State University
University of North Dakota
Valley City State University

OHIO

Cleveland State University
Shawnee State University
University of Akron
University of Rio Grande

WISCONSIN

University of Wisconsin - Eau Claire
University of Wisconsin - Eau Claire - Barron County
University of Wisconsin - La Crosse
University of Wisconsin - Milwaukee
University of Wisconsin - Oshkosh

University of Wisconsin - Oshkosh, Fond du Lac Campus
University of Wisconsin - Oshkosh, Fox Cities Campus
University of Wisconsin - Parkside
University of Wisconsin - River Falls
University of Wisconsin - Rock County
University of Wisconsin - Stevens Point
University of Wisconsin - Stout
University of Wisconsin - Superior
University of Wisconsin - Whitewater
University of Wisconsin Green Bay - Manitowoc Campus
University of Wisconsin Green Bay - Marinette Campus
University of Wisconsin Green Bay - Sheboygan Campus



MIDWEST STUDENT EXCHANGE PROGRAM COUNCIL (MSEP)

Aimee Arnold

Director, Budget and Planning
University of Wisconsin System, WI

Stephanie Bernoteit

Deputy Director for Academic Affairs
Illinois Board of Higher Education, IL

Sam Christy-Dangermond

Associate Director of Academic Affairs
Kansas Board of Regents, KS

Meghan Flores

Manager, State Financial Aid Programs
Minnesota Office of Higher Education, MN

Clair Gunwall

Director of Academic Affairs and Workforce
Innovation
North Dakota University System, ND

Daniel Hurley

CEO
Michigan Association of State Universities, MI

Kadi Lukesh

Office Manager, Budget Coordinator, Bookkeeper
Coordinating Commission for Postsecondary
Education, NE

Stephanie McCann

Associate Vice Chancellor
Program Development & Approval
Ohio Department of Higher Education, OH

Ross Miller

Director of State Authorization and Reciprocity
Indiana Commission for Higher Education, IN

Brandon Trujillo

Policy Advisor, Policy and Government Relations
Wisconsin Technical College System, WI

Leroy Wade

Deputy Commissioner
Missouri Department of Higher Education &
Workforce Development, MO